

References

1. L.L. Anderson and D.A. Tillman, Synthetic Fuels From Coal, John Wiley, New York, 1979.
2. R.F. Probststein and R.E. Hicks, Synthetic Fuels, McGraw Hill, New York, 1982.
3. C.Y. Wen and E.S. Lee (Editors), Coal Conversion Technology, Addison-Wesley Publishing Co., Reading, Massachusetts, 1979.
4. Y.T. Shah, Reaction Engineering in Direct Coal Liquefaction, Addison-Wesley Publishing Co., Reading, Massachusetts, 1981.
5. R.A. Masielkar, Bubble Columns, Brit. Chem. Eng. 15(10), 1297-1304, 1970.
6. J.J. Heijnen and K. Van't Riet, Mass Transfer, Mixing and Heat Transfer Phenomena in Low Viscosity Bubble Column Reactors, Chem. Eng. J. 28, B21-B42, 1984.
7. D.N. Miller, Interfacial Area, Bubble Coalescence and Mass Transfer in Bubble Column Reactors, Am. Inst. Chem. Eng. J. 29(2) 312-319, 1983.
8. P.H. Calderbank, F. Evans, R. Farley, G. Jepson and A. Poll, Rate Processes in the Catalysts-Slurry Fischer-Tropsch Reaction, Catalysis in Practice, Sym. Proc. (Instn. Chem. Engrs.:London), 66-74, 1963.
9. C.N. Satterfield, G.A. Huff and H.G. Stenger, Effect of Carbon Formation on Liquid Viscosity and Performance of Fischer-Tropsch Bubble Column Reactors, Ind. Eng. Chem. Process Des. Dev. 20, 666-670, 1981.
10. C.N. Satterfield and G.A. Huff, Effects of Mass Transfer on Fischer-Tropsch Synthesis in Slurry Reactors, Chem. Eng. Sci. 35, 195-202, 1980.
11. W.D. Deckwer, Y. Serpemen, M. Ralek and B. Schmidt, On the Relevance of Mass Transfer Limitations in the Fischer-Tropsch Slurry Process, Chem. Eng. Sci. 36, 765-771, 1981.
12. S.C. Saxena, M. Rosen, D.N. Smith and J.A. Ruether, Mathematical Modeling of Fischer-Tropsch Slurry Bubble Column Reactors, Chem. Eng. Commun., in press.
13. Y.T. Shah, G.T. Stiegel and M.M. Sharma, Backmixing in Gas-Liquid Reactors, Am. Inst. Chem. Eng. J. 24(3), 369-400, 1978.
14. D. Stern, A.T. Bell and H. Heinemann, Effects of Mass Transfer on the Performance of Slurry Reactors Used for Fischer-Tropsch Synthesis, Chem-Eng. Sci. 38, 597-605, 1983.

15. D.W. Van Krevelen and P.J. Hoftijzer, Studies of Gas-Bubble Formation: Calculation of Interfacial Area in Bubble Contactors, Chem. Eng. Prog. 46(1), 29-35, 1950.
16. Jean-Marc Delhaye and O.C. Jones, A Summary of Experimental Methods for Statistical and Transient Analysis of Two-Phase Gas-Liquid Flow, Argonne National Laboratory Report No. ANL-76-75, 61pp., 1975.
17. O.C. Jones and Jean-Marc Delhaye, Transient and Statistical Measurement Techniques for Two-Phase Flows: A Critical Review, Int. J. Multiphase Flow 3, 89-116, 1976.
18. B.J. Azzopardi, Measurement of Drop Sizes, Int. J. Heat Mass Transfer 22, 1245-1279, 1979.
19. Y.T. Shah, B.G. Kelkar, S.P. Godbole and W.D. Deckwer, Design Parameters Estimations for Bubble Column Reactors, Am. Inst. Chem. Eng. J. 28(3), 353-379, 1982.
20. R. Buchholz and K. Schugerl, Bubble Column Bioreactors-I. Methods for Measuring the Bubble Size, European J. Appl. Microbiol. Biotechnol. 6, 301-313, 1979.
21. R. Buchholz and K. Schugerl, Methods for Measuring the Bubble Size in Bubble Column Bioreactors II, European J. Appl. Microbiol. Biotechnol. 6, 315-323, 1979.
22. R. Buchholz, I. Adler and K. Schugerl, Investigation of the Structure of Two-Phase Flow Model-Media in Bubble-Column Bioreactors-I. Transverse Variation of Local Properties When Coalescence - Promoting Media are Used, European J. Appl. Microbiol. Biotechnol. 7, 135-145, 1979.
23. R. Buchholz, I. Adler and K. Schugerl, Investigation of the Structure of Two-Phase Flow Model-Media in Bubble-Column Bioreactors. II. Transverse Variation of Local Properties When Coalescence - Suppressing Media are Used, European J. Appl. Microbiol. Biotechnol. 7, 241-249, 1979.
24. K. Tze-tang Chuang, A.J. Stirling and J.C. Baker, An Optical/Electronic Technique for Measuring Bubble Coalescence Times, Ind. Eng. Chem. Fundam. 23, 109-113, 1984.
25. Y. Aoyama, K. Ogushi, K. Koide and H. Kubota, Liquid Mixing in Concurrent Bubble Columns, J. Chem. Eng. Japan 1(2), 158-163, 1968.
26. S.A. Zieminski, M.M. Caron and R.B. Blackmore, Behavior of Air Bubbles in Dilute Aqueous Solutions, Ind. Eng. Chem. Fundamentals 6(2), 233-242, 1967.
27. G. Marrucci and L. Nicodemo, Coalescence of Gas Bubbles in Aqueous Solutions of Inorganic Electrolytes, Chem. Eng. Sci. 22, 1257-1265, 1967.

28. M.J. Ashley and G.G. Haselden, Effectiveness of Vapor-Liquid Contacting on a Sieve Plate, *Trans. Instn. Chem. Engrs.* 50, 119-124, 1972.
29. K. Akita and F. Yoshida, Bubble Size, Interfacial Area, and Liquid-Phase Mass Transfer Coefficient in Bubble Columns, *Ind. Eng. Chem. Process Des. Dev.* 13(1), 84-91, 1974.
30. R. Burckhart and W.D. Deckwer, Bubble Size Distribution and Interfacial Areas of Electrolyte Solutions in Bubble Columns, *Chem. Eng. Sci.* 30, 351-354, 1975.
31. W.D. Deckwer, I. Adler and A. Zaidi, Comprehensive Study on CO₂ - Interphase Mass Transfer in Vertical Cocurrent and Countercurrent Gas-Liquid Flow, *Canadian J. Chem. Eng.* 56, 43-55, 1978.
32. G. Quicker and W.D. Deckwer, A. Further Note on Mass Transfer Limitations in the Fischer-Tropsch Slurry Process, *Chem. Eng. Sci* 36(9), 1577-1579, 1981.
33. G. Quicker and W.D. Deckwer, Hold-Up and Interfacial Area in Aerated Hydrocarbons, *Ger. Chem. Eng.* 4, 363-370, 1981.
34. N.H. Sagert and M.J. Quinn, The Coalescence of H₂S and CO₂ Bubbles in Water, *Canadian J. Chem. Eng.* 54, 392-398, 1976.
35. N.H. Sagert and M.J. Quinn, The Coalescence of Gas Bubbles in Dilute Aqueous Solutions, *Chem. Eng. Sci* 33, 1087-1095, 1978.
36. S.M. Bhavaraju, T.W.F. Russell and H.W. Blanch, The Design of Gas Sparged Devices for Viscous Liquid Systems, *Am. Inst. Chem. Eng. J.* 24(3), 454-466, 1978.
37. F. Yamashita, Y. Mori and S. Fujita, Sizes and Size Distributions of Bubbles in a Bubble Column - Comparison Between the Two Point Electric Probe Method and the Photographic Method, *J. Chem. Eng. Japan* 12(1), 5-9, 1979.
38. E. Kunugita, M. Ikura and T. Otake, Liquid Behavior in Bubble Column, *J. Chem. Eng. Japan* 3(1), 24-29, 1970.
39. T. Otake, S. Tone and K. Shinohara, Gas Holdup in the Bubble Column With Cocurrent and Countercurrent Gas-Liquid Flow, *J. Chem. Eng. Japan* 14(4), 338-340, 1981.
40. P. Klug and A. Vogelpohl, Bubble Formation With Superimposed Liquid Motion at Single-Hole Plates and Sieve Plates, *Ger. Chem. Eng.* 6, 311-317, 1983.
41. E. Sada, S. Kaloh, H. Yoshil, T. Yamanishi and A. Nakanishi, Performance of the Gas Bubble Column in Molten Salt Systems, *Ind. Eng. Chem. Des. Dev.* 23, 151-1F¹, 1984.

42. P.S.B. Stewart and J.F. Davidson, Three-Phase Fluidization: Water, Particles and air, Chem. Eng. Sci. 19, 319-321, 1964.
43. R.E. Page and D. Harrison, The Size Distribution of Gas Bubbles Leaving a Three-Phase Fluidized Bed, Powder Technology 6, 245-249, 1972.
44. H.K. Henriksen and K. Ostergaard, Characteristics of Large Two-Dimensional Air Bubbles in Liquids and in Three-Phase Fluidized Beds, Chem. Eng. J. 7, 141-146, 1974.
45. H.K. Henriksen and K. Ostergaard, On the Mechanism of Break-Up of Large Bubbles in Liquids and Three-Phase Fluidized Beds, Chem. Eng. Sci. 29, 626-629, 1974.
46. T. Miyahara, Y. Matsuba and T. Takahashi, The Size of Bubbles Generated From Perforated Plates, Int. Chem. Eng. 23(3), 517-523, 1983.
47. T. Miyahara, N. Haga and T. Takahashi, Bubble Formation From An Orifice at High Gas Flow Rates, Int. Chem. Eng. 23(3), 524-531, 1983.
48. T. Miyahara, S. Kaseno and T. Takahashi, Studies on Chains of Bubbles Rising Through Quiescent Liquid, Canadian J. Chem. Eng. 62, 186-193, 1984.
49. S.C. Saxena, A. Mathur and G.K. Sharma, Bubble Dynamics and Elutriation Studies in Gas-Fluidized Beds, Chem. Eng. Comm. 29, 35-61, 1984.
50. S.C. Saxena and S. Jadav, A Two-Dimensional Gas Fluidized Bed for Hydrodynamic and Elutriation Studies, Power Technology 36, 61-70, 1983.
51. P.H. Calderbank, Physical Rate Processes in Industrial Fermentation, Part I: The Interfacial Area in Gas-Liquid Contacting with Mechanical Agitation, Trans. Instn. Chem. Engrs. 36, 443-463, 1958.
52. R. Semiat and A.E. Dukler, Simultaneous Measurement of Size and Velocity of Bubbles or Drops: A New Optical Technique, Am. Inst. Chem. Eng. 27(1), 148-159, 1981.
53. K. Tze-tang Chuang, A.J. Stirling and J.C. Baker, An Optical/Electronic Technique for Measuring Bubble Coalescence Times, Ind. Eng. Chem. Fundam. 23, 109-113, 1984.
54. E.K. Todtenhaupt, Blasengrößenverteilung in Technischen Begasungsapparaten, Chemie. Ing. Techn. 43(6), 336-342, 1971.
55. T. Pilhofer and H.D. Miller, Photoelektrische Messmethode zur Bestimmung der Größenverteilung Mitteldisperser Tropfen in Einem Nicht Mischbaren Flüssigen Zweistoffsystem, Chemie. Eng. Techn. 44(5), 295-300, 1972.

56. T. Pilhofer, H. Jekat, H-D Miller and J.H. Miller, Messung der Größenverteilung Fluider Partikel in Blasensäulen und Sprühkolonnen, *Chemie. Ing. Techn.* 46, 913, 1974.
57. P. Weiland, L. Brentrup and U. Onken, Measurement of Bubble Size Distributions in Fermentation Media Using a Photoelectric Probe, *Ger. Chem. Eng.* 3, 296-302, 1980.
58. G. Keitel and U. Onken, Inhibition of Bubble Coalescence by Solutes in Air/Water Dispersions, *Chem. Eng. Sci.* 37(11), 1635-1638, 1982.
59. G. Keitel and U. Onken, The Effect of Solutes on Bubble Size in Air-Water Dispersions, *Chem. Eng. Commun.* 17, 85-98, 1982.
60. M. Greaves and K.A.H. Kobbacy, Measurement of Bubble Size Distribution in Turbulent Gas-Liquid Dispersions, *Chem. Eng. Res. Des.* 62, 3-12, 1984.
61. P.H. Calderbank and J. Pereira, The Prediction of Distillation Plate Efficiencies From Froth Properties, *Chem. Eng. Sci.* 32, 1427-1433, 1977.
62. N. Abuaf, O.C. Jones and G.A. Zimmer, Optical Probe for Local Void Fraction and Interface Velocity Measurements, *Rev. Sci. Instrum.* 49(8), 1090-1094, 1978.
63. M. Ishida and H. Tanaka, An Optical Probe to Detect Both Bubbles and Suspended Particles in a Three-Phase Fluidized Bed, *J. Chem. Eng. Japan* 15(5), 389-391, 1982.
64. M. Ishida, A. Nishiwaki and T. Shirai, Movement of Solid Particles Around Bubbles in a Three-Dimensional Fluidized Bed at High Temperatures, *Fluidization*, Edited by J.R. Grace and J.M. Matsen, 357-364, 1980, Plenum Press, New York.
65. M. Ishida and H. Hatano, The Behavior of Gas and Solid Particles in a Gas-Solid Fluidized Bed Detected by Optical Fiber Probes, *Fluidization*, Edited by D. Kunii and R. Toei, 61-68, 1984, Engineering Foundation, New York.
66. H. De Lasa, S.L.P. Lee and M.A. Bergougnou, Bubble Measurement in Three-Phase Fluidized Beds Using a U-Shaped Optical Fiber, *Canadian J. Chem. Eng.* 62, 165-169, 1984.
67. S.L. Lee, H.I. De Lasa and M.A. Bergougnou, A U-Shaped Fiber Optic Probe to Study Three-Phase Fluidized Beds, Presented at the Annual Meeting of the Fine Particle Society, Florida, 1984, Particle Science and Technology, to be published.

68. G.P. Nassos, Development of an Electrical Resistivity Probe for Void-Fraction Measurements in Air-Water Flow, Argonne National Laboratory Report No. ANL-6738, 37pp, June 1963.
69. G.P. Nassos and S.G. Bankoff, Slip Velocity Ratios in an Air-Water System Under Steady-State and Transient Conditions, Chem. Eng. Sci. 22, 661-668, 1967.
70. L.G. Neal and S.G. Bankoff, A High Resolution Resistivity Probe for Determination of Local Void Properties in Gas-Liquid Flow, Am. Inst. Chem. Eng. J. 9(4), 490-494, 1963.
71. T.T. Anderson, Comments on Two-Phase Measurements Using a Resistive Probe, Am. Inst. Chem. Eng. J. 10(5), 776, 784-791, 1964.
72. S.G. Bankoff, Bubble Radius Distribution Functions from Resistivity Probe Measurements, Am. Inst. Chem. Eng. J. 10(6), 776, 792, 1964.
73. W.H. Park, W.K. Kang, C.E. Capes and G.L. Osberg, The Properties of Bubbles in Fluidized Beds of Conducting Particles as Measured by an Electroresistivity Probe, Chem. Eng. Sci. 24, 851-865, 1969.
74. G.R. Rigby, G.P. Van Blockland, W.H. Parks and C.E. Capes, Properties of Bubbles in Three Phase Fluidized Beds as Measured by Electroresistivity Probe, Chem. Eng. Sci. 25, 1729-1741, 1970.
75. R.C. Darton and D. Harrison, Some Properties of Gas Bubbles in Three-Phase Fluidized Beds, I. Chem. Trans. Sym. Series No. 38, Multiphase Flow Systems, Vol. I, Paper B.I., 28pp, 1974, The Instn. Chem. Engrs., London.
76. J.M. Burgess and P.H. Calderbank, The Measurement of Bubble Parameters in Two-Phase Dispersions-I. The Development of an Improved Probe Technique, Chem. Eng. Sci. 30, 743-750, 1975.
77. P.H. Calderbank, J. Pereira and J.M. Burgess, The Physical and Mass Transfer Properties of Bubbles in Fluidized Beds of Electrically Conducting Particles, Fluidization Technology (Editor: D.L. Kearns) Vol. I, 115-167, 1976.
78. A. Serizawa, I. Kataoka and I. Michiyoshi, Turbulence Structure of Air-Water Bubbly Flow-I. Measuring Techniques, Int. J. Multiphase Flow 2, 221-233, 1975.
79. R. A. Heringe and M.R. Davis, Structural Development of Gas-Liquid Mixture Flows, J. Fluid Mech. 73, part 1, 97-123, 1976.
80. N.T. Thang and M.R. Davis, The Structure of Bubbly Flow Through Venturis, Int. J. Multiphase Flow 5, 17-37, 1979.
81. D.A. Lewis and J.F. Davidson, Bubble Sizes Produced by Shear and Turbulence in a Bubble Column, Chem. Eng. Sci. 38(1), 161-167, 1983.

82. D.A. Lewis, R.S. Nicol and J.W. Thompson, Measurement of Bubble Sizes and Velocities in Gas-Liquid dispersions, Chem. Eng. Res. Des. 62, 334-336, 1984.
83. K. Ueyama, S. Morooka, K. Koide, H. Kaji and T. Miyauchi, Behavior of Gas Bubbles in Bubble Columns, Ind. Eng. Chem. Process Des. Dev. 19, 592-599, 1980.
84. W. Fuchs and D. Smith, Conductivity Probe and Data Acquisition for a Liquefaction Cold Model, Proc. of the 1982 Symposium on Instrumentation and Control for Fossil Energy Processes, CONF-820612, ANL-82-62, 233-246, 1982.
85. D.N. Smith, W. Fuchs, R.J. Lynn, D.H. Smith and M. Hess, Bubble Behavior in a Slurry Bubble Column Reactor Model, ACS Symposium Series 237, Chemical and Catalytic Reactor Modeling, Editors: M.P. Dudukovic and P.L. Mills, 125-147, 1984.
86. D.N. Smith, J.A. Ruether and G.J. Stiegel, Slurry Bubble Column Dynamics, to be published.
87. Y.T. Shah, S. Joseph, D.N. Smith and J.A. Ruether, Two Bubble Class Model for Churn Turbulent Bubble Column Reactor, to be published.
88. A. Matsuura and L.S. Fan, Distribution of Bubble Properties in a Gas-Liquid-Solid Fluidized Bed, Am. Inst. Chem. Eng. J. 30(6), 894-903, 1984.
89. H. Masson, A Monte-Carlo Approach to the Interpretation of Bubble Probe Signals in Freely Bubbling Fluid Beds, Chem. Eng. Commun. 21, 311-328, 1983.
90. J. Werther and O. Molerus, The Local Structure of Gas Fluidized Beds-1. A Statistically Based Measuring System, Int. J. Multiphase Flow 1, 103-122, 1973.
91. R. Buchholz, J. Tsepetonides, J. Steinemann and U. Onken, Influence of Gas Distribution on Interfacial Area and Mass Transfer in Bubble Columns, Ger. Chem. Eng. 6, 105-113, 1983.
92. F. Yamashita, Y. Mori and S. Fujita, Sizes and Size Distributions of Bubbles in a Bubble Column-Comparison Between the Two Point Electric Probe Method and the Photographic Method. J. Chem. Eng. Japan 12(1), 5-9, 1979.
93. R. Buchholz, W. Zakrzewski and K. Schugerl, Techniques for Determining the Properties of Bubbles in Bubble Columns, Int. Chem. Eng. 21(2), 180-187, 1981.
94. G.H. Tsung, Radial Void Fraction Distribution in Bubbly Flow, M.S. Thesis, Northwestern University, 66 pp, December 1981, Evanston, Illinois.
95. A.E. Bergles, Electrical Probes for Study of Two-Phase Flows, 11th. National ASME/AIChE Heat Transfer Conference, August 3-6, 1969, Minneapolis, Minnesota, 70-81, 1969.

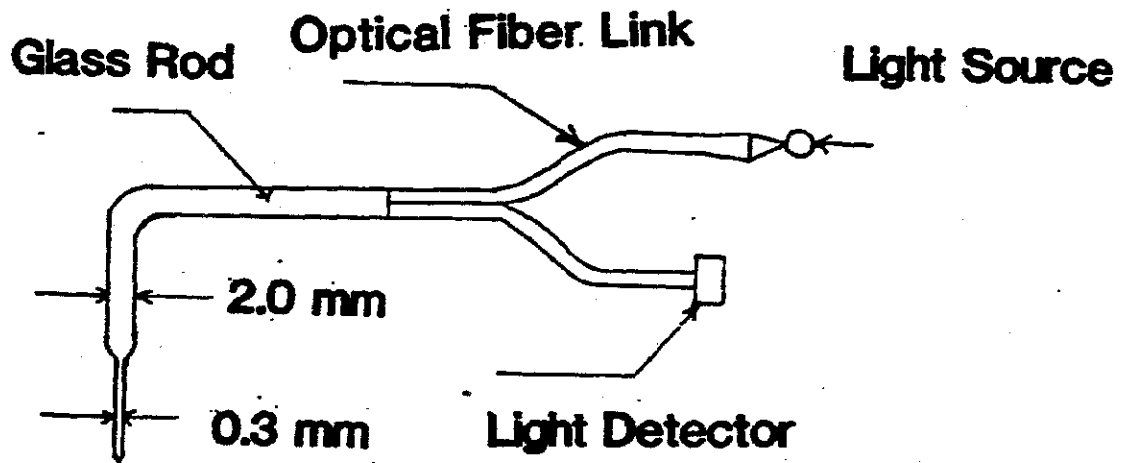


Figure 1. Glass-Rod Type Optical Probe [16].

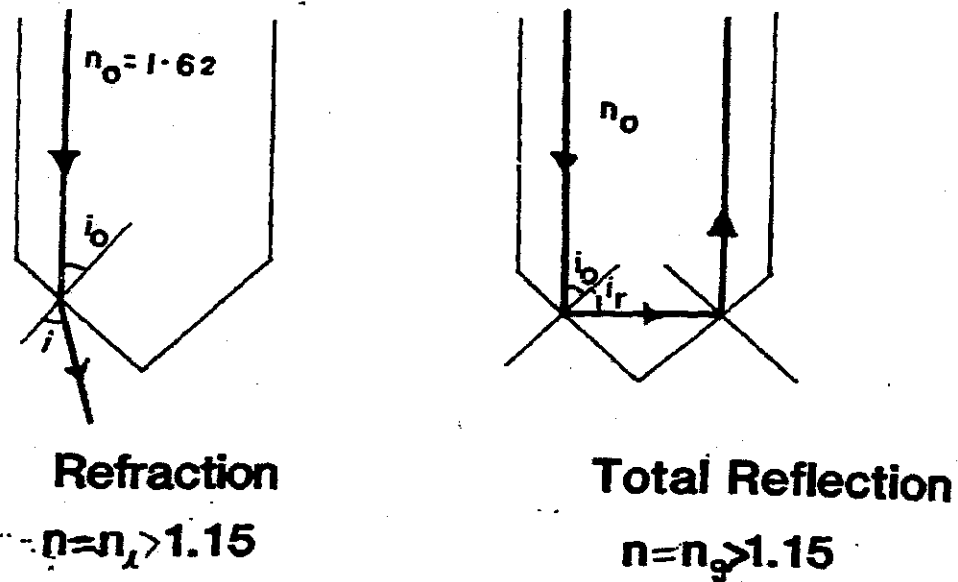


Figure 2. Principle of Operation of Glass-Rod Type Optical Probe [16].

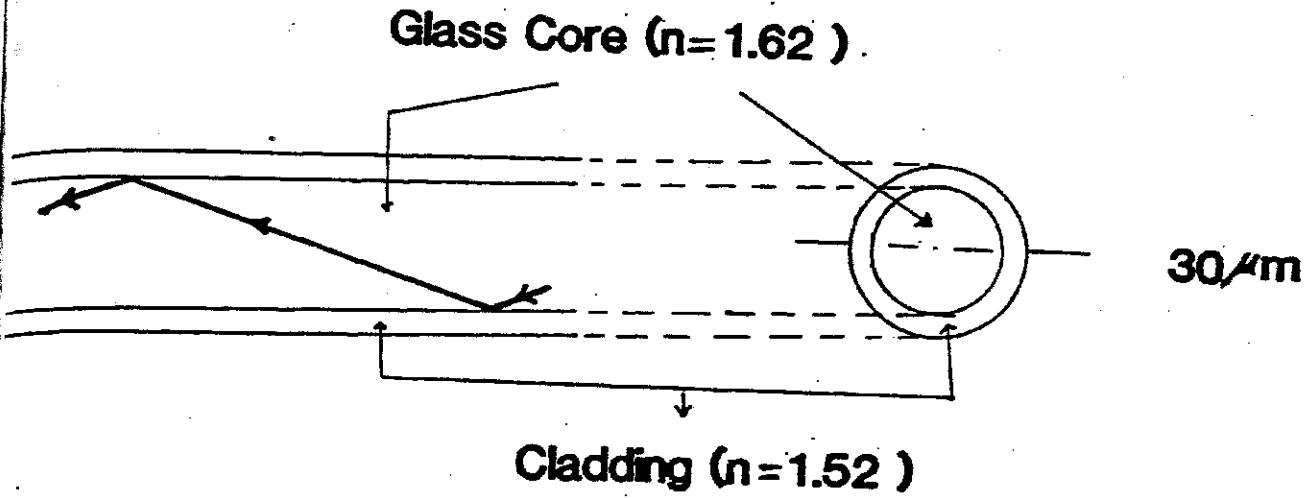


Figure 3. Operating Principle of a Coated Glass Fiber [16].

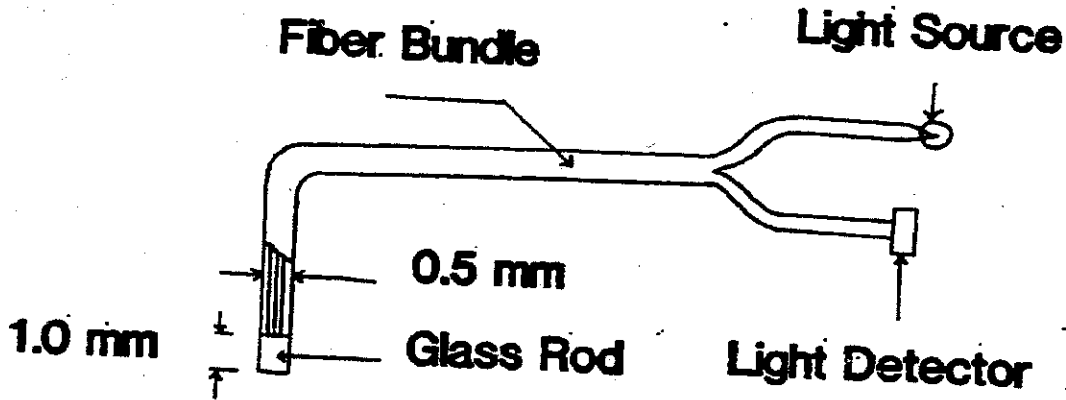


Figure 4.. Fiber-Bundle Type Optical Probe [16].

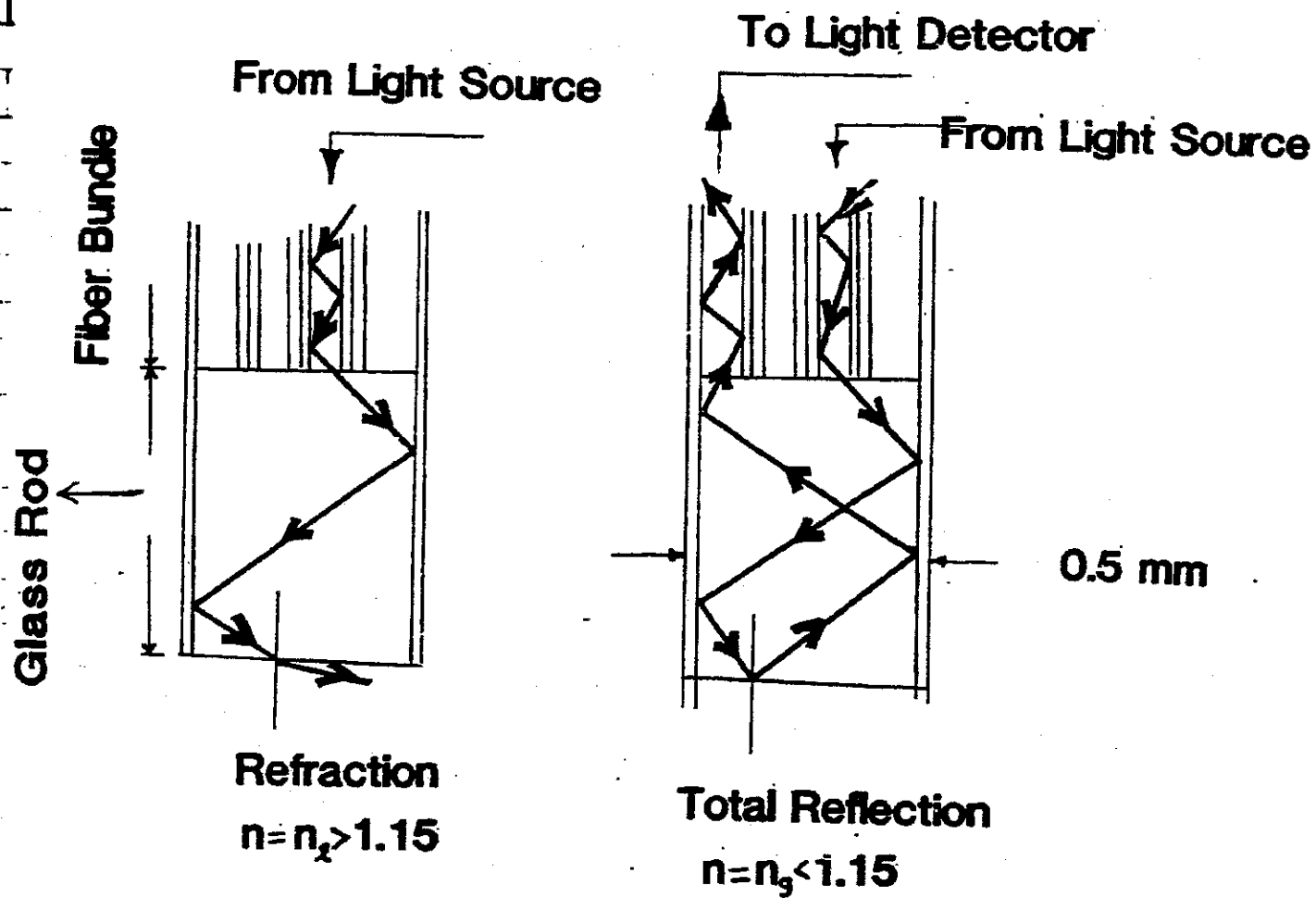


Figure 5. Operating Principle of the Fiber-Bundle Type Optical Probe [16].

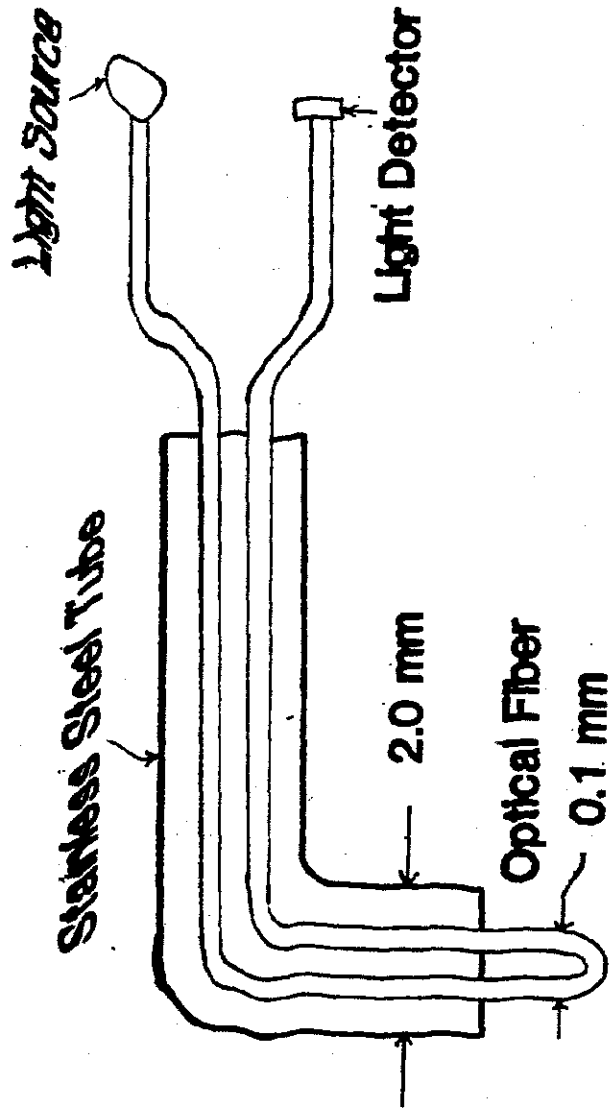


Figure 6. U-Shaped Type Optical Probe [16].

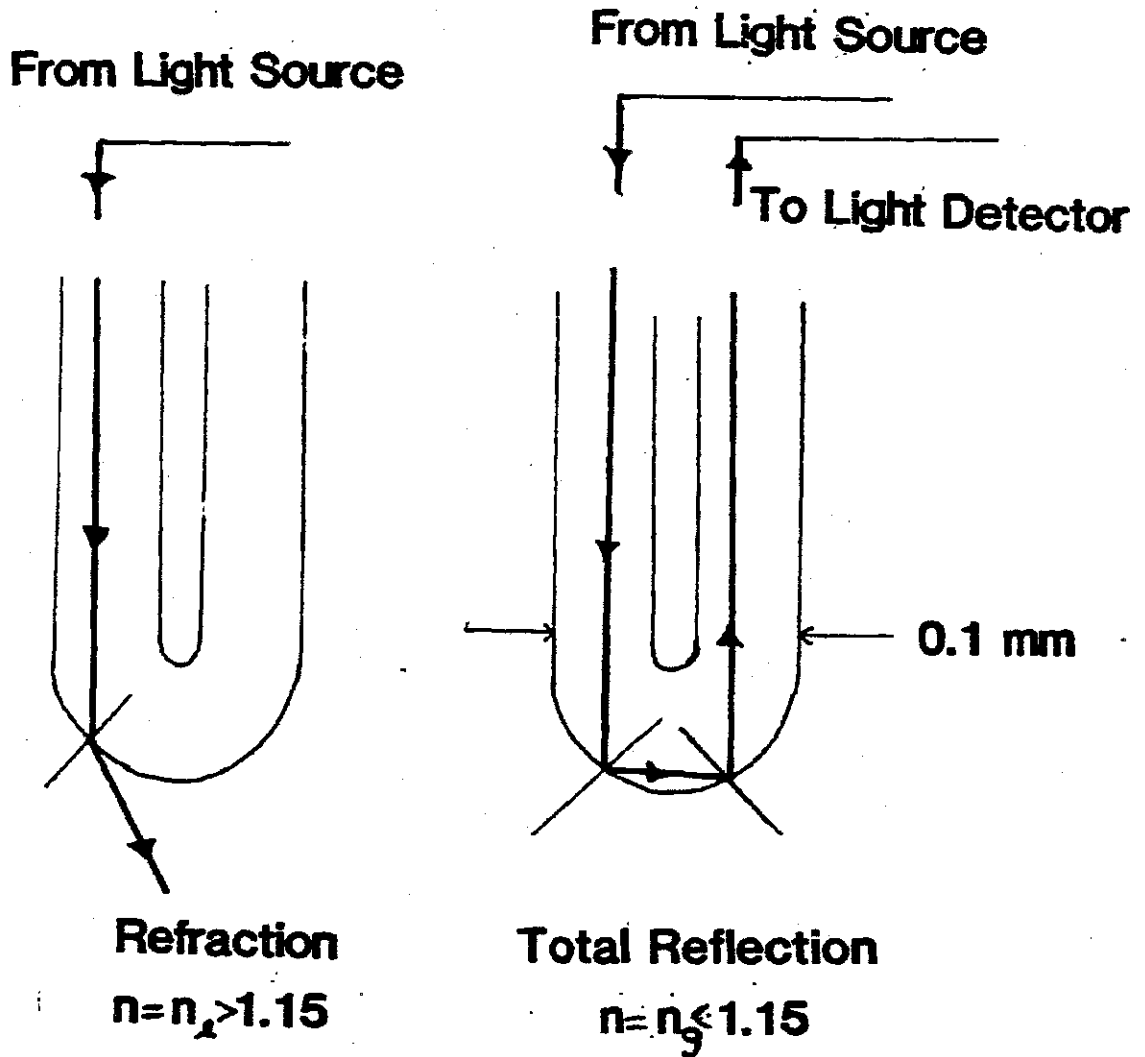


Figure 7. Operating Principle of the U-Shaped Type Optical Probe [16].

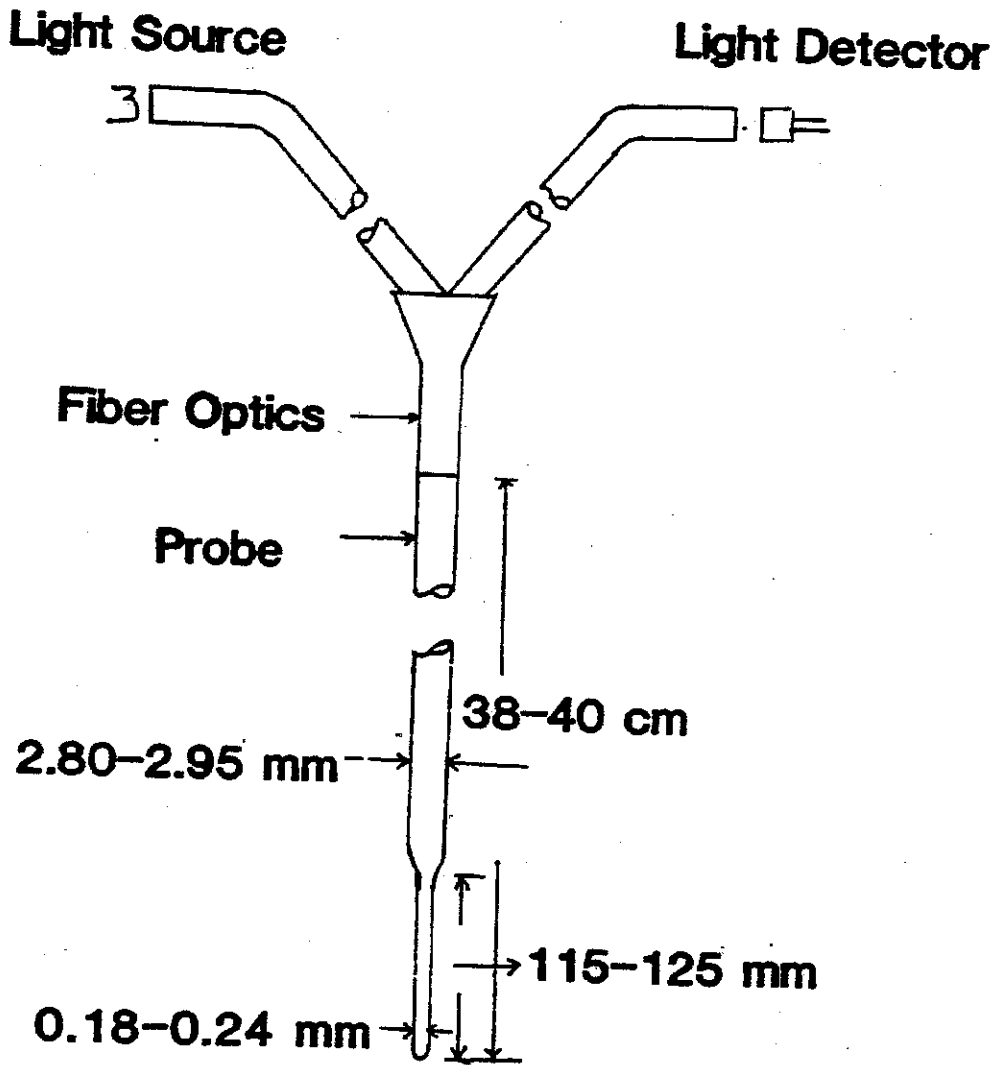


Figure 8. Schematic of a Optical Probe [61].

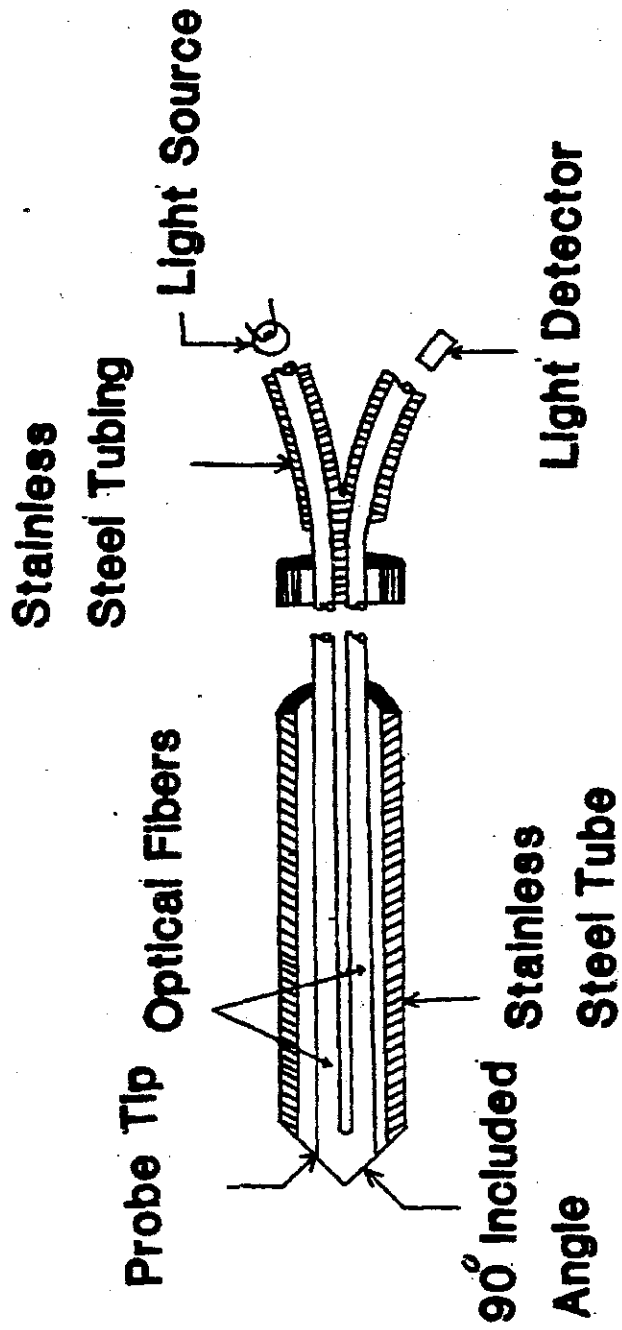


Figure 10. Schematic Representation of the Glass-Rod Type Optical Probe [62].

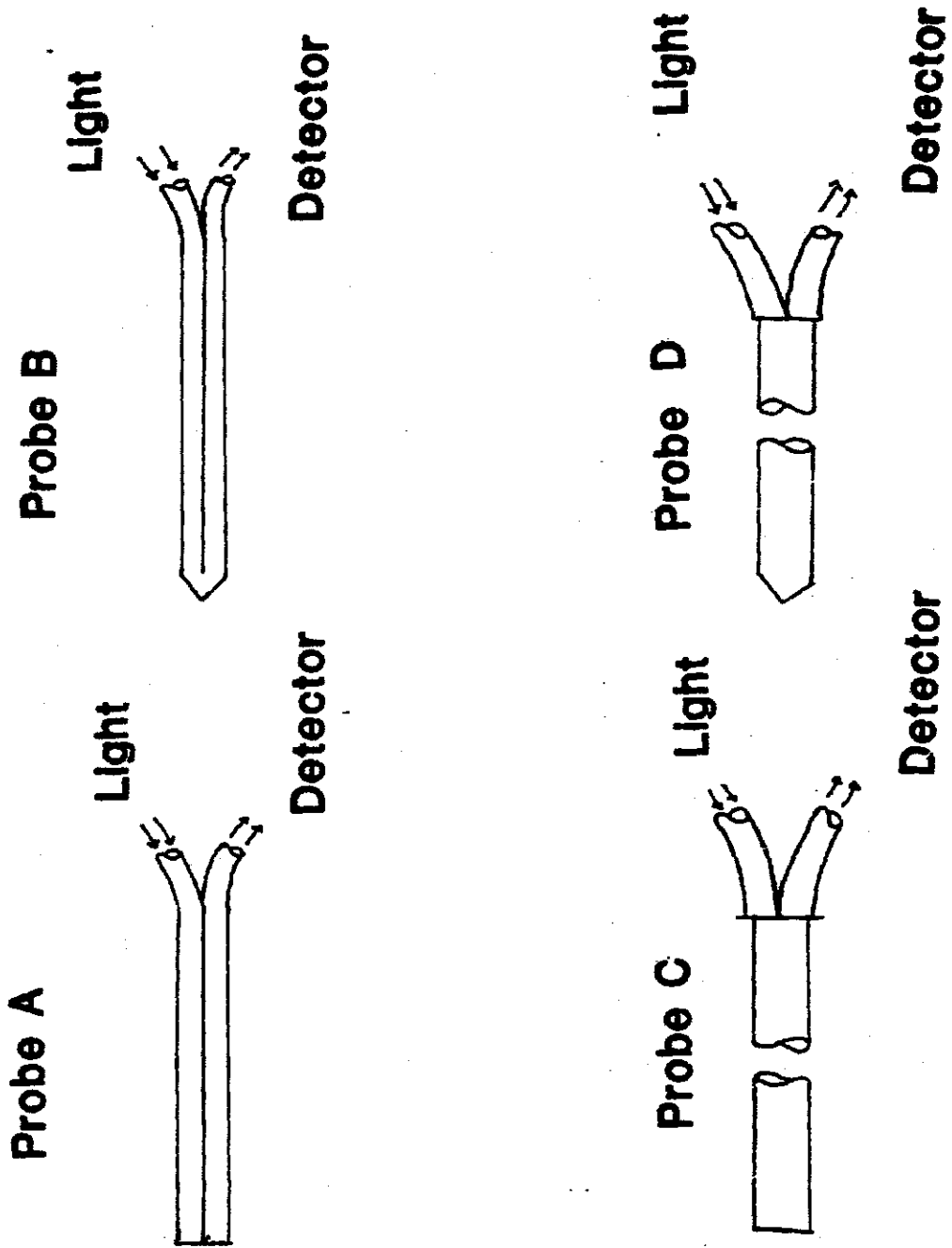


Figure 11. Single and Multiple Fiber Probes [63].

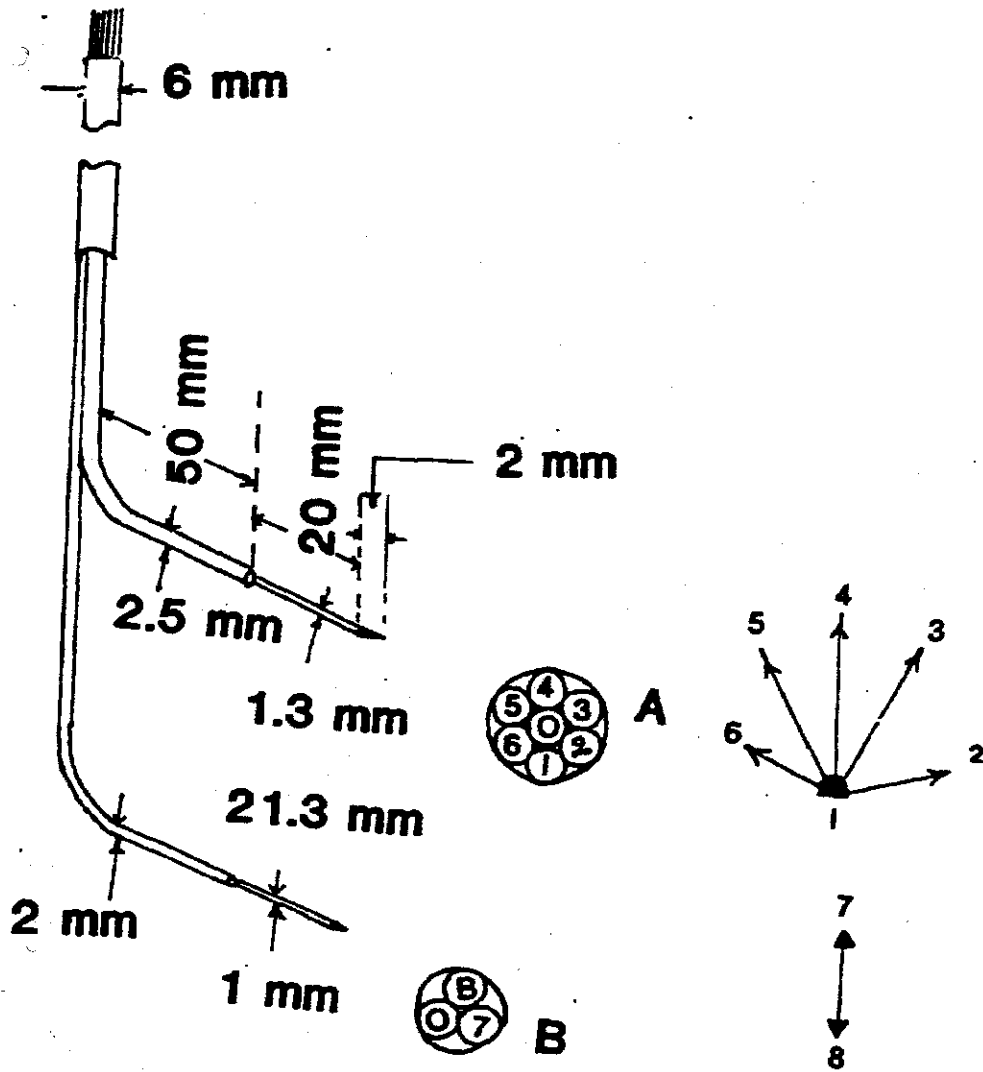


Figure 12. Schematic of the Quartz-Fiber Optic Probe [64].

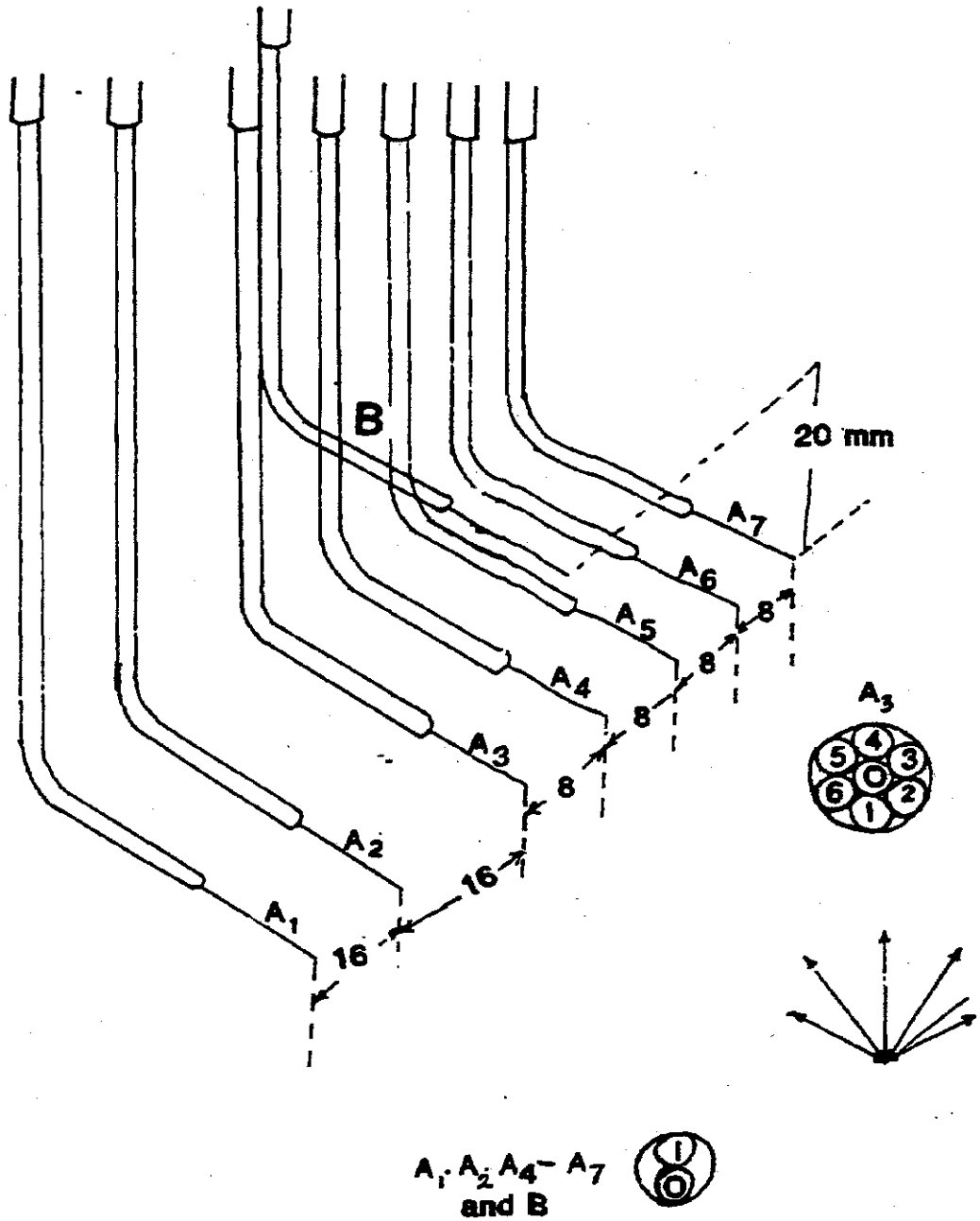


Figure 13. A Linear Array of Multifiber Optic Probes [65].

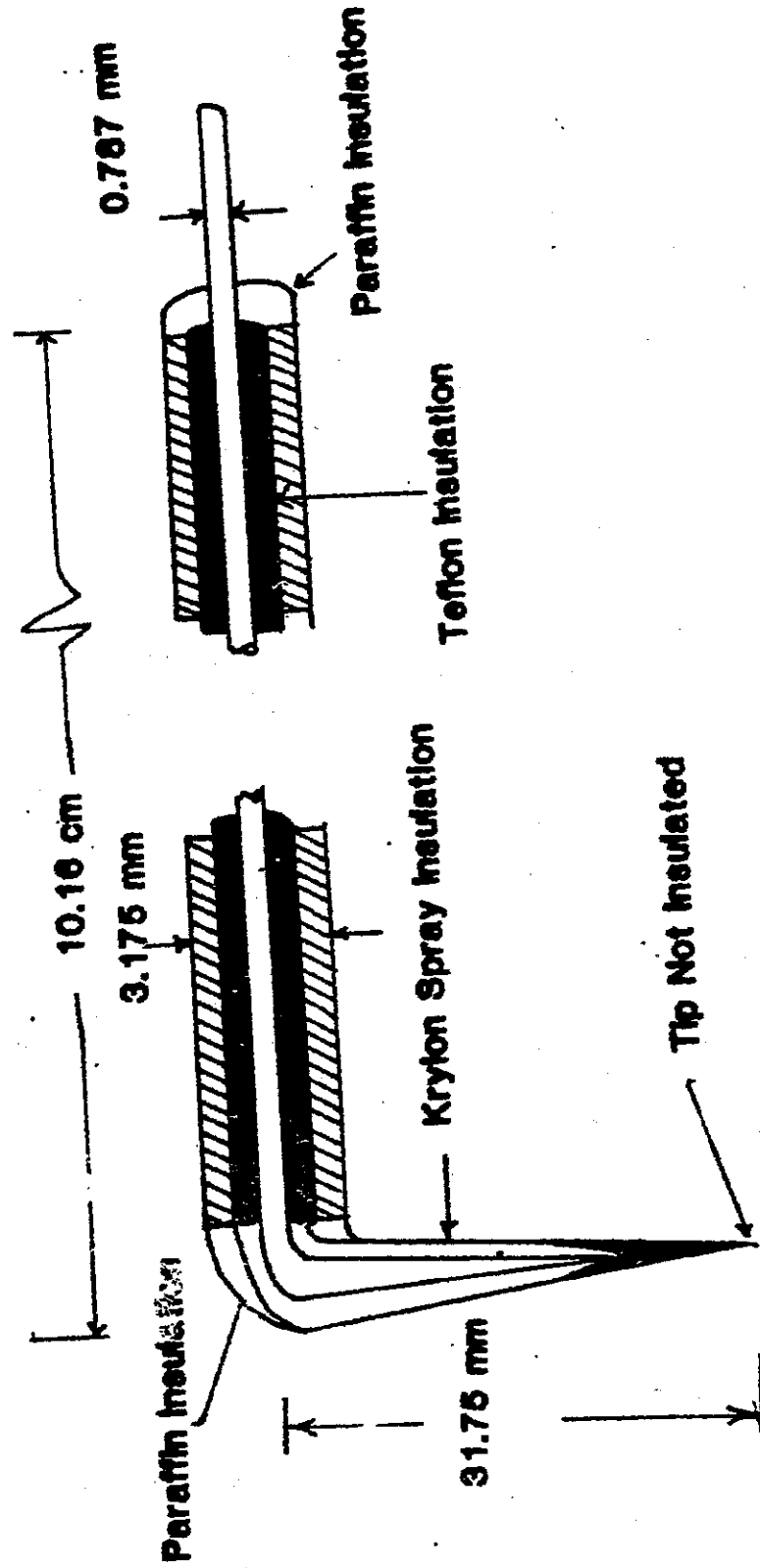


Figure 14. The Electrical Resistivity Probe Design of Nassos [68].

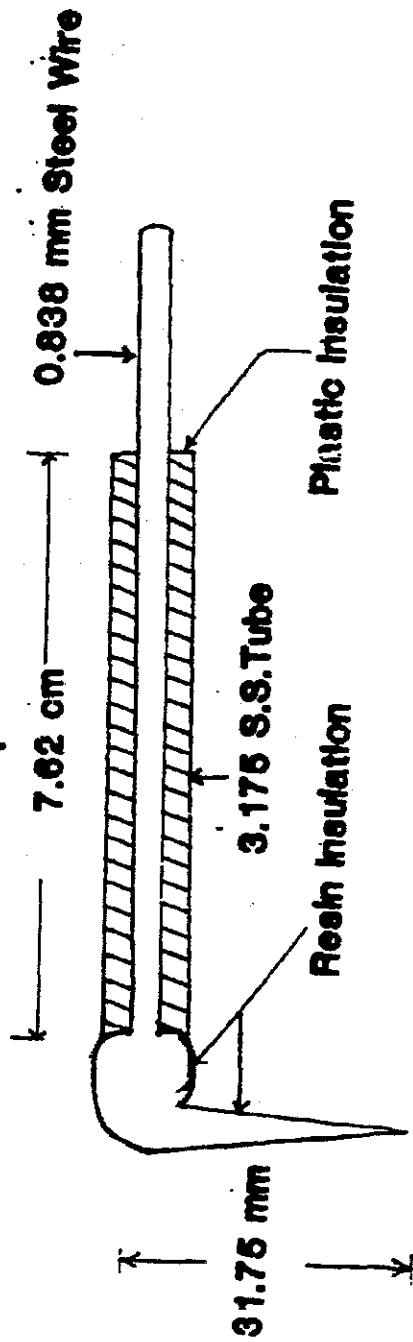


Figure 15. The Electrical Resistivity Probe of Neal and Bankoff [70].
All Dimensions Are In mm.

1 mm dia. Kovar Wire

6 mm O.D. Glass Tube

80 cm

5 cm

9.5 mm

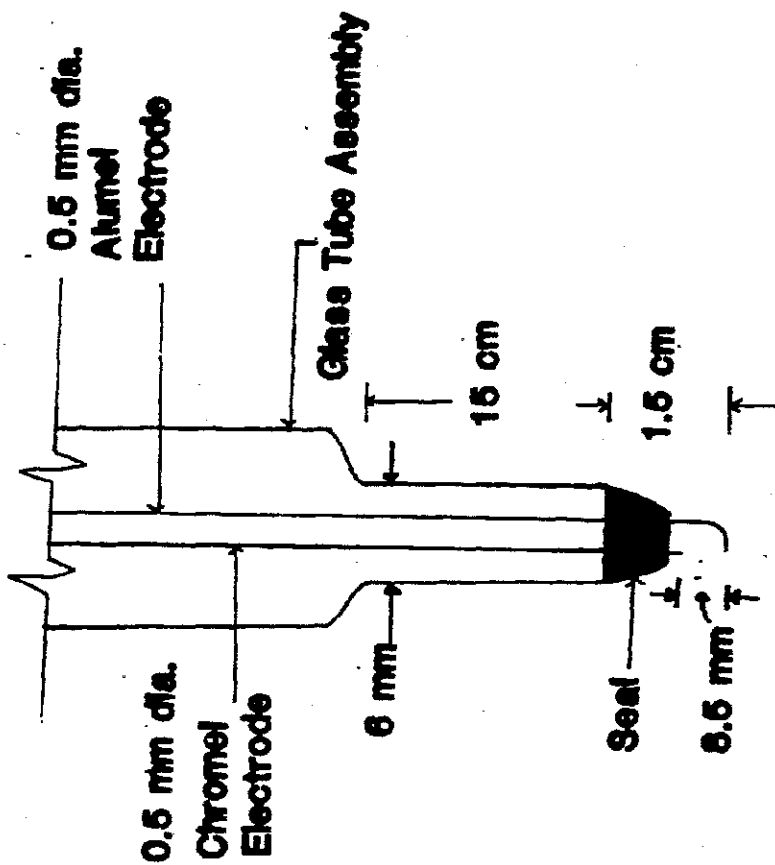


Figure 16. The Electroresistivity Probe of Park et al. [73].

Figure 17. The Electroresistivity Probe of Rigby et al. [74].

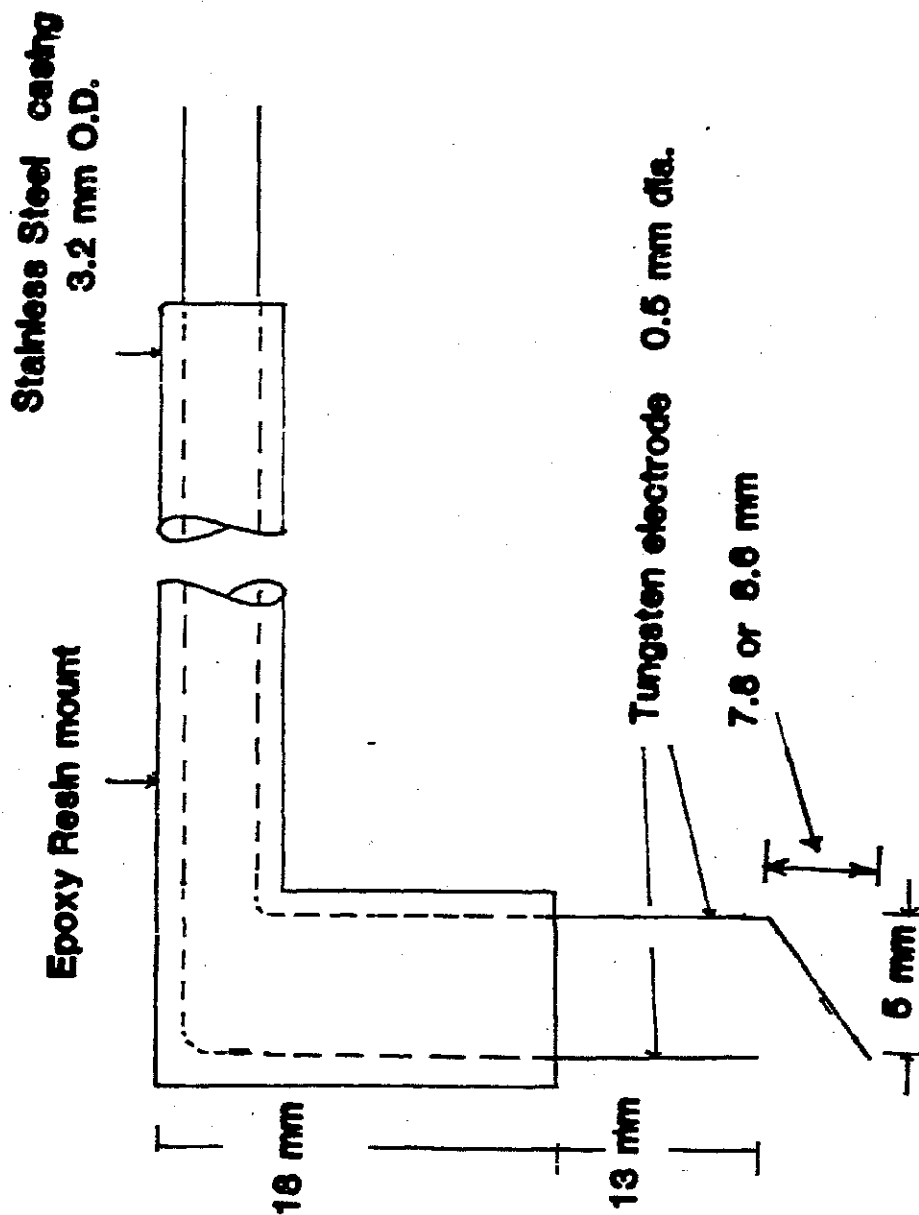


Figure 18. The Impedance Double-Probe of Darton and Harrison [75].

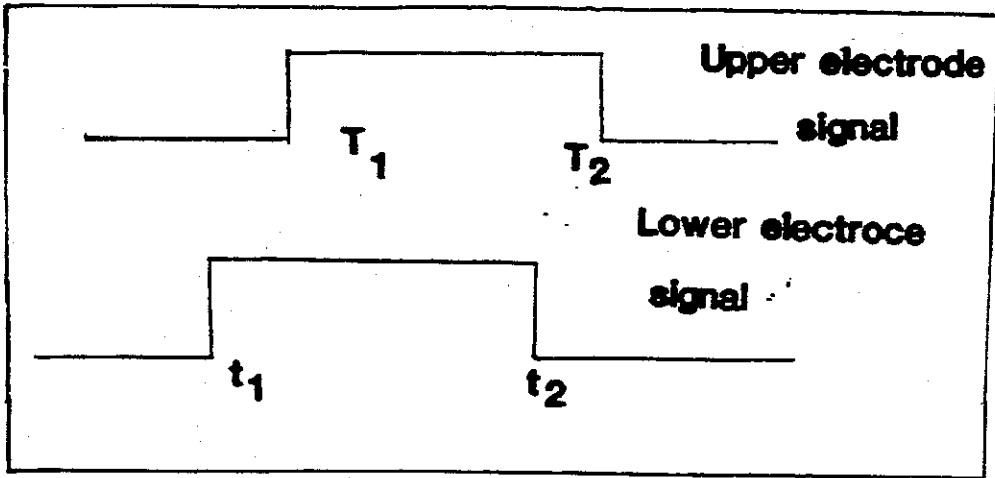


Figure 19. Record of the Lower and Upper Electrode Signals of the Double-Probe [75].

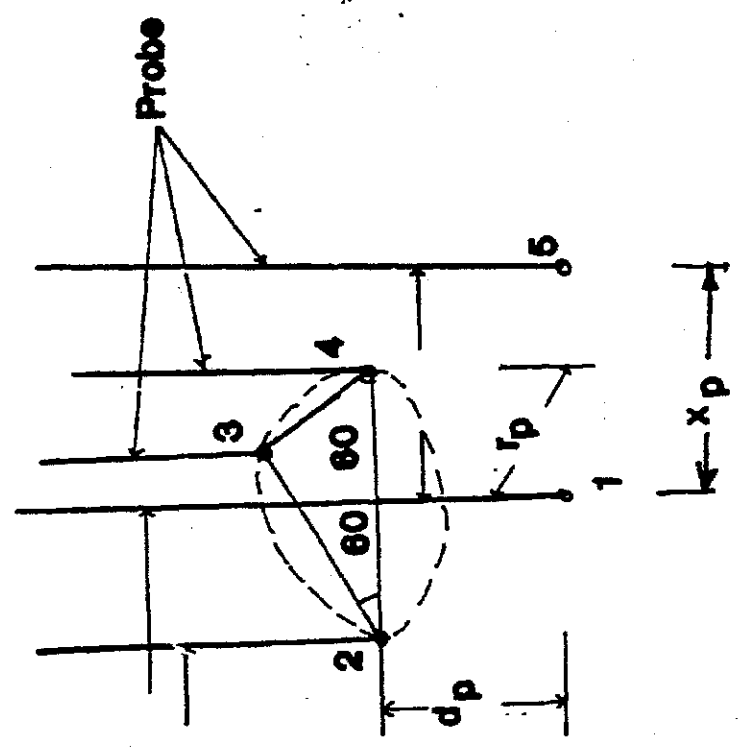
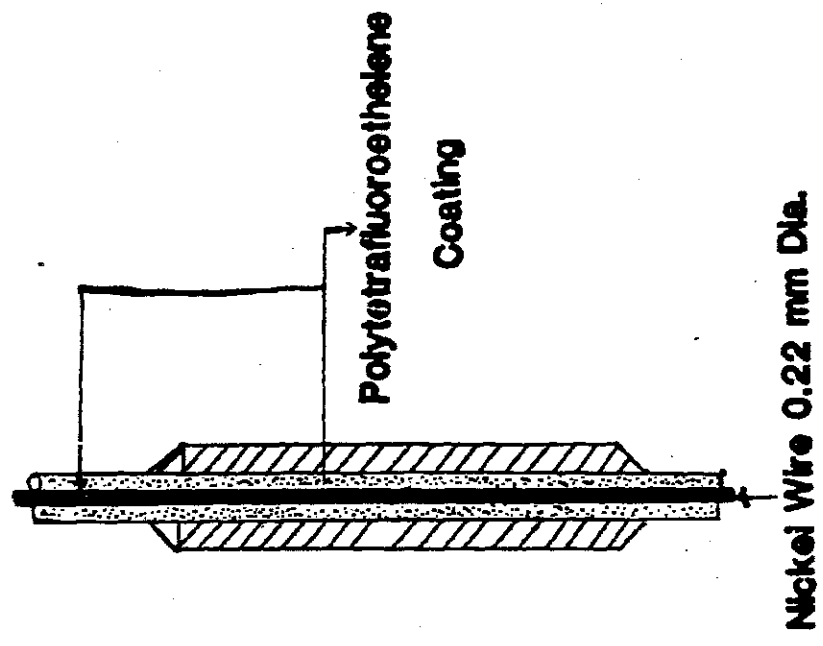


Figure 20. Details of the Single Probe and Probe Assembly of Burgess and Calderbank [76].

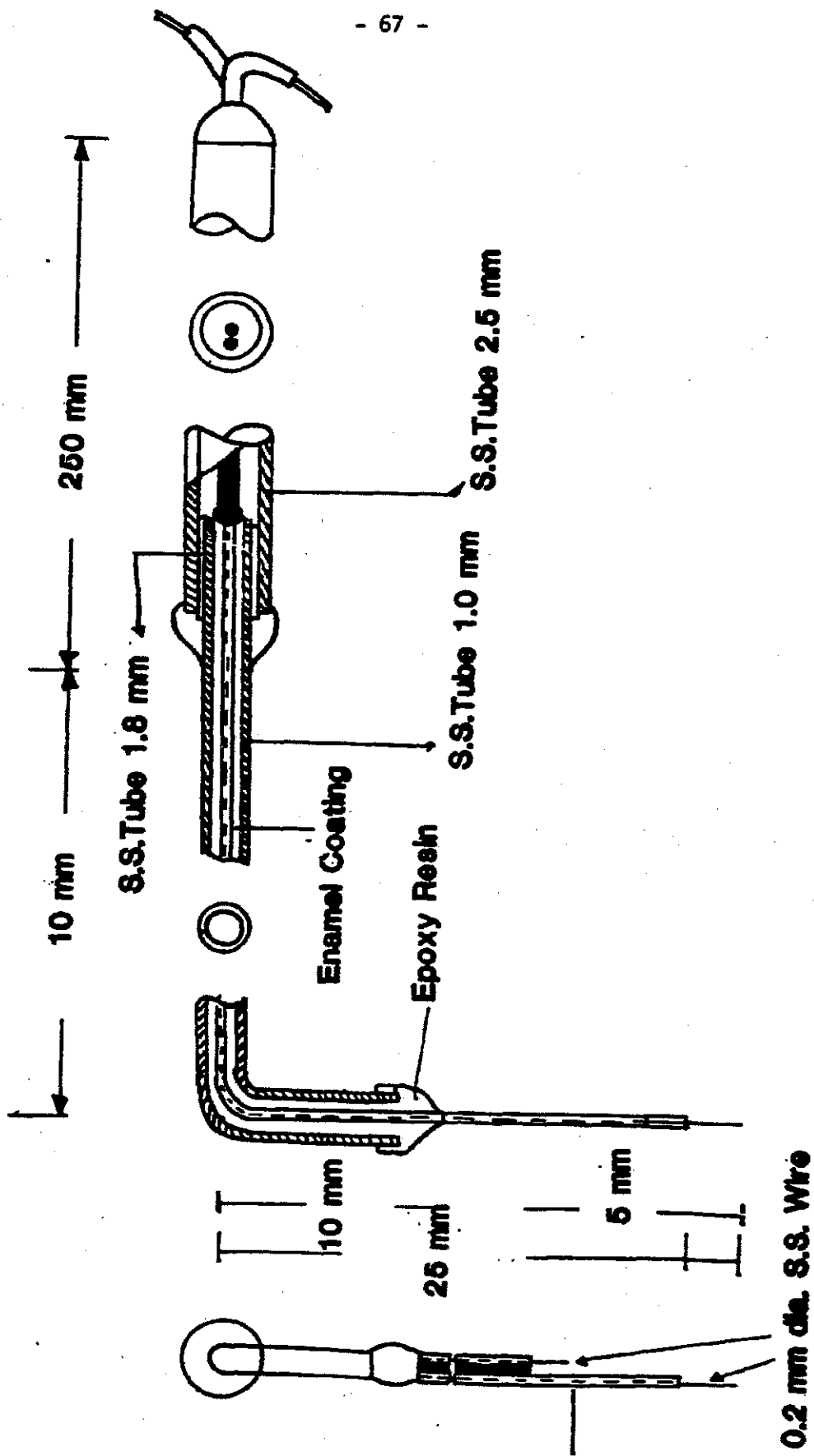


Figure 21. Engineering Design Details of the Double-Sensor Probe of Serizawa et al. [78].

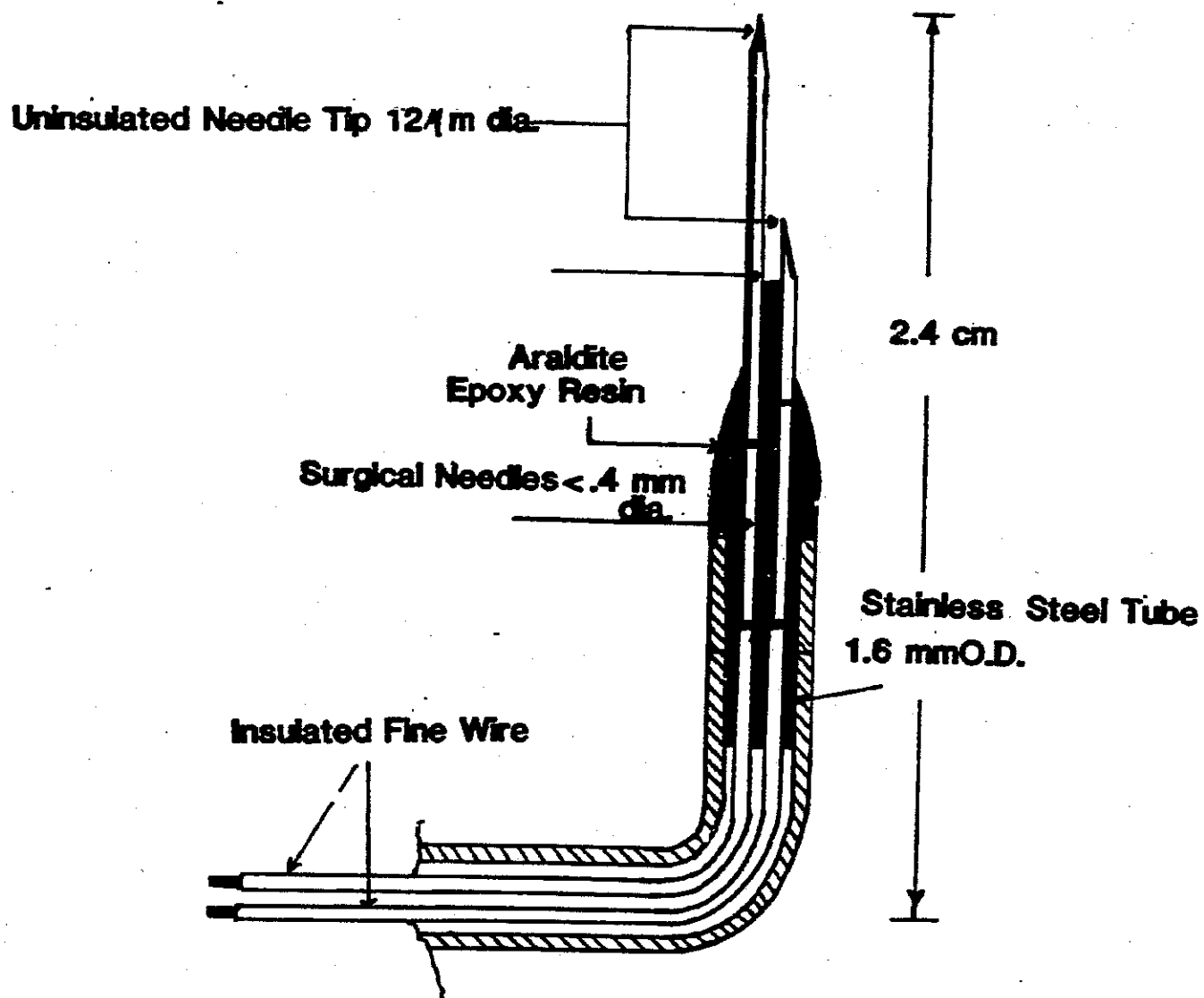


Figure 22. The Double Needle Probe Design of Thang and Davis [80].

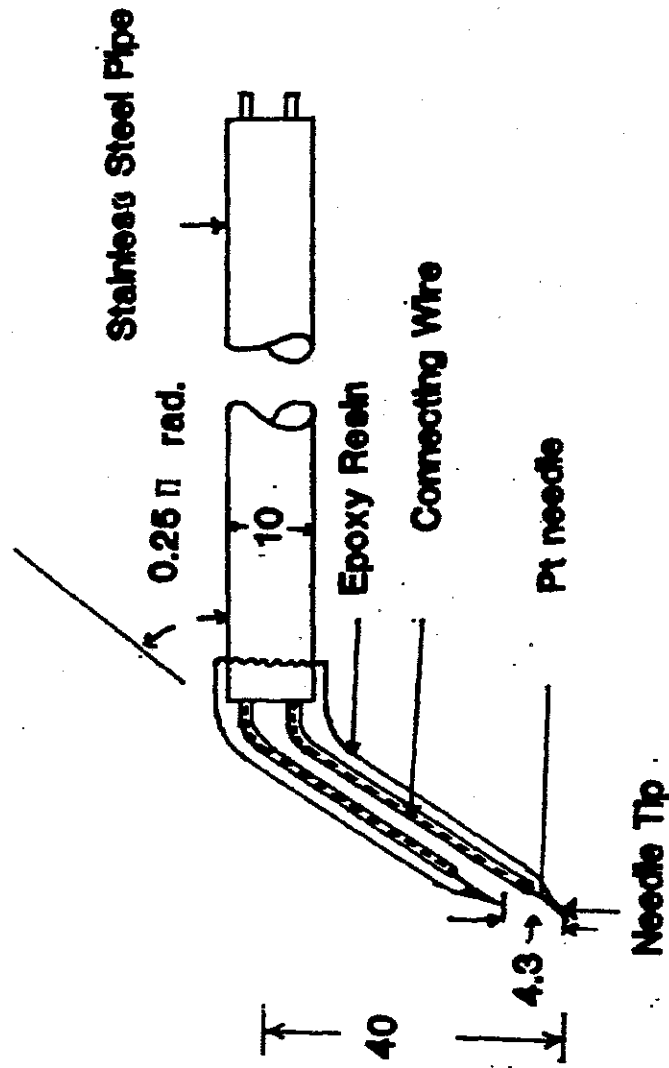


Figure 23. Details of the Electrical Resistivity Probe of Ueyama et al. [83].

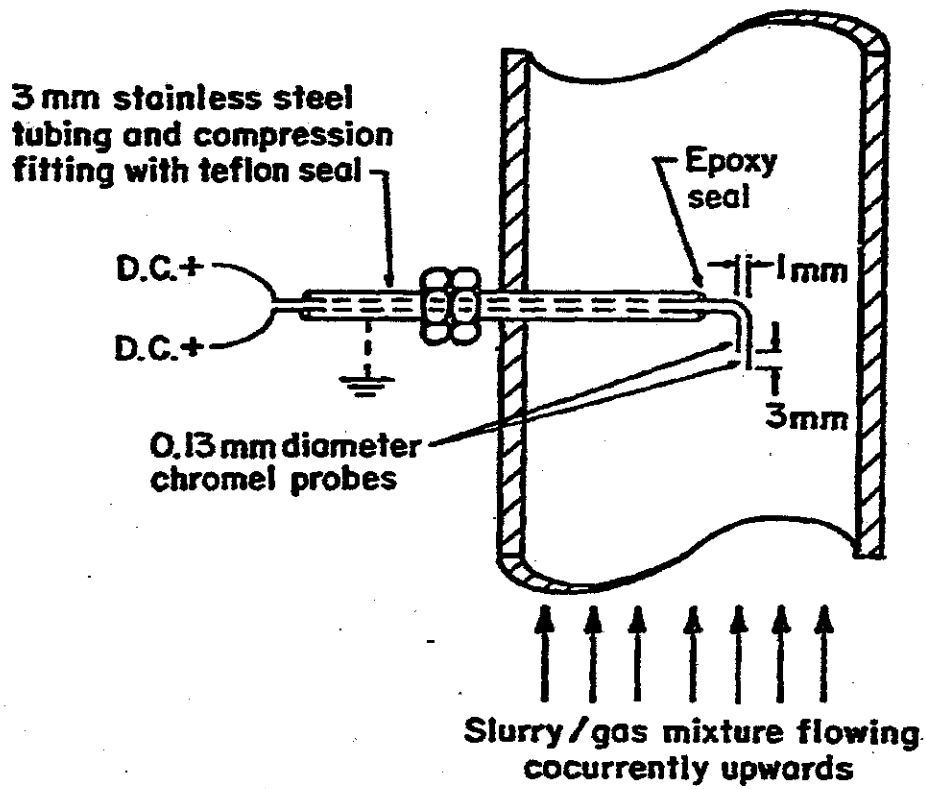


Figure 24. The Twin-Electrode Conductivity Probe Installed in a Slurry Bubble Column [84].

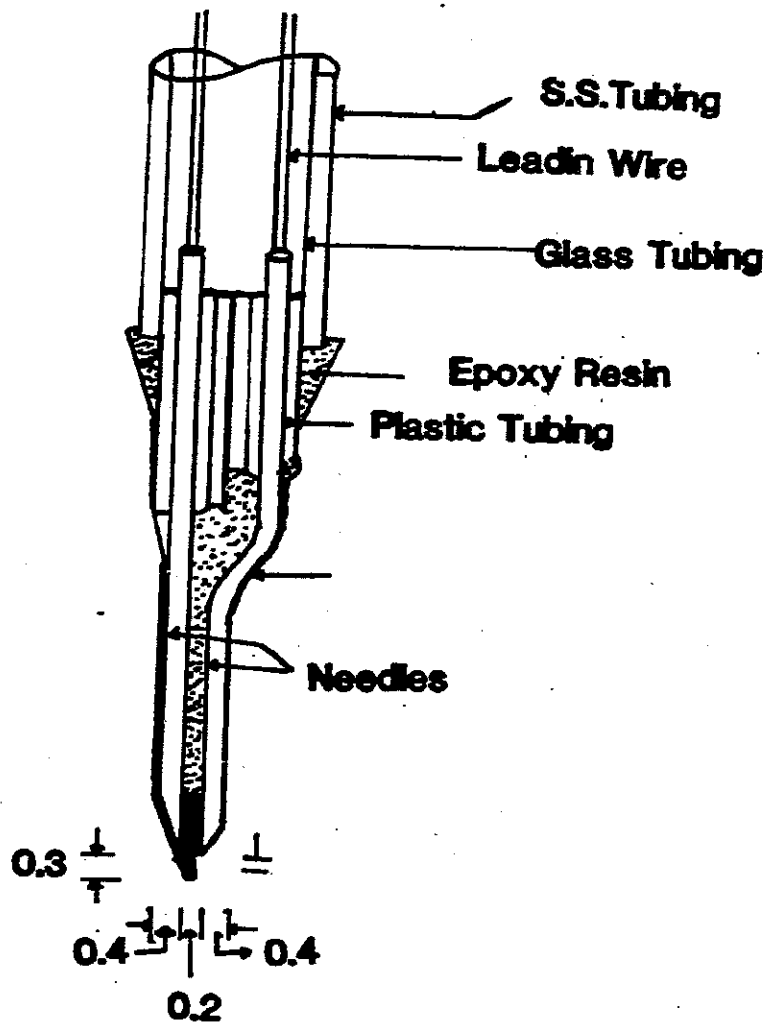


Figure 25. The Electrical Resistivity Probe of Matsuura and Fan [88]. All Dimensions Are In mm.