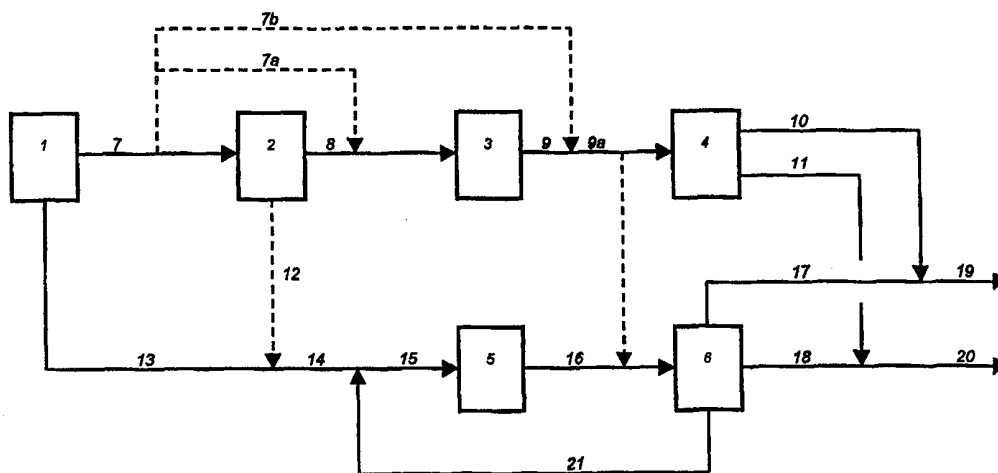


INTERNATIONAL APPLICATION PUBLISHED UNDER THE PATENT COOPERATION TREATY (PCT)

(51) International Patent Classification ⁷ : C10L 1/08	A1	(11) International Publication Number: WO 00/20535	(43) International Publication Date: 13 April 2000 (13.04.00)
(21) International Application Number: PCT/ZA99/00096 (22) International Filing Date: 17 September 1999 (17.09.99) (30) Priority Data: 98/9038 5 October 1998 (05.10.98) ZA 09/209,762 11 December 1998 (11.12.98) US (71) Applicant: SASOL TECHNOLOGY (PTY) LTD [ZA/ZA]; 1 Sturdee Avenue, Rosebank, 2196 Johannesburg (ZA). (72) Inventors; and (75) Inventors/Applicants (for US only): DE HAAN, Robert [ZA/ZA]; 25 Felixstowe Street, 9570 Sasolburg (ZA). DANCUART, Luis, Pablo [ZA/ZA]; 20 Lombard Street, Vaalpark, 9570 Sasolburg (ZA). PRINS, Mark, Jan [NL/ZA]; 61 Waterson Street, 9570 Sasolburg (ZA). DE WET, Ewald, Watermeyer [ZA/ZA]; 24 Beethoven Street, 1911 Vanderbijlpark (ZA). (74) Agents: DUNLOP, Alan, J., S. et al.; Hahn & Hahn Inc, 222 Richard Street, Hatfield, 0083 Pretoria (ZA).		(81) Designated States: AE, AL, AM, AT, AT (Utility model), AU, AZ, BA, BB, BG, BR, BY, CA, CN, CR, CU, CZ, CZ (Utility model), DE, DE (Utility model), DK, DK (Utility model), DM, EE, EE (Utility model), ES, FI, FI (Utility model), GB, GD, GE, GH, GM, HR, HU, ID, IL, IN, IS, JP, KE, KG, KP, KR, KZ, LC, LK, LR, LS, LT, LU, LV, MD, MG, MK, MN, MW, MX, NO, NZ, PL, PT, RO, RU, SD, SE, SG, SI, SK, SL, TJ, TM, TR, TT, TZ, UA, UG, US, UZ, VN, YU, ZA, ZW, ARIPO patent (GH, GM, KE, LS, MW, SD, SL, SZ, TZ, UG, ZW), Eurasian patent (AM, AZ, BY, KG, KZ, MD, RU, TJ, TM), European patent (AT, BE, CH, CY, DE, DK, ES, FI, FR, GB, GR, IE, IT, LU, MC, NL, PT, SE), OAPI patent (BF, BJ, CF, CG, CI, CM, GA, GN, GW, ML, MR, NE, SN, TD, TG).	
		Published <i>With international search report.</i>	

(54) Title: PROCESS FOR PRODUCING MIDDLE DISTILLATES AND MIDDLE DISTILLATES PRODUCED BY THAT PROCESS



(57) Abstract

This invention relates to middle distillates having good cold flow properties, such as the Cold Filter Plugging Point (CFPP) measured in accordance with the IP method (309), and a high Cetane number, as well as to a process for production of such distillates. More particularly, this invention relates to middle distillates produced from a mainly paraffinic synthetic crude which is produced by the reaction of CO and H₂, typically by the Fischer-Tropsch (FT) process. The middle distillates of the invention are predominantly isoparaffinic, the isoparaffins being methyl, ethyl and/or propyl branched. The invention also provides a diesel fuel composition including the middle distillates in accordance with the invention. A process for preparing the middle distillates is also included in the invention.

FOR THE PURPOSES OF INFORMATION ONLY

Codes used to identify States party to the PCT on the front pages of pamphlets publishing international applications under the PCT.

AL	Albania	ES	Spain	LS	Lesotho	SI	Slovenia
AM	Armenia	FI	Finland	LT	Lithuania	SK	Slovakia
AT	Austria	FR	France	LU	Luxembourg	SN	Senegal
AU	Australia	GA	Gabon	LV	Latvia	SZ	Swaziland
AZ	Azerbaijan	GB	United Kingdom	MC	Monaco	TD	Chad
BA	Bosnia and Herzegovina	GE	Georgia	MD	Republic of Moldova	TG	Togo
BB	Barbados	GH	Ghana	MG	Madagascar	TJ	Tajikistan
BE	Belgium	GN	Guinea	MK	The former Yugoslav Republic of Macedonia	TM	Turkmenistan
BF	Burkina Faso	GR	Greece			TR	Turkey
BG	Bulgaria	HU	Hungary	ML	Mali	TT	Trinidad and Tobago
BJ	Benin	IE	Ireland	MN	Mongolia	UA	Ukraine
BR	Brazil	IL	Israel	MR	Mauritania	UG	Uganda
BY	Belarus	IS	Iceland	MW	Malawi	US	United States of America
CA	Canada	IT	Italy	MX	Mexico	UZ	Uzbekistan
CF	Central African Republic	JP	Japan	NE	Niger	VN	Viet Nam
CG	Congo	KE	Kenya	NL	Netherlands	YU	Yugoslavia
CH	Switzerland	KG	Kyrgyzstan	NO	Norway	ZW	Zimbabwe
CI	Côte d'Ivoire	KP	Democratic People's Republic of Korea	NZ	New Zealand		
CM	Cameroon	KR	Republic of Korea	PL	Poland		
CN	China	KZ	Kazakhstan	PT	Portugal		
CU	Cuba	LC	Saint Lucia	RO	Romania		
CZ	Czech Republic	LI	Liechtenstein	RU	Russian Federation		
DE	Germany	LK	Sri Lanka	SD	Sudan		
DK	Denmark	LR	Liberia	SE	Sweden		
EE	Estonia			SG	Singapore		

**PROCESS FOR PRODUCING MIDDLE DISTILLATES AND MIDDLE DISTILLATES
PRODUCED BY THAT PROCESS**

Field of the Invention

5 This invention relates to middle distillates having good cold flow properties, such as the Cold Filter Plugging Point (CFPP) measured in accordance with the IP method 309, and a high Cetane number, as well as to a process for production of such distillates. More particularly, this invention relates to middle distillates produced from a mainly paraffinic synthetic crude which is produced by the reaction
10 of CO and H₂, typically by the Fischer-Tropsch (FT) process.

Background to the invention

15 Waxy products of a FT hydrocarbon synthesis process, particularly the products of a cobalt and/or iron based catalytic process, contain a high proportion of normal paraffins. Primary FT products provide notoriously poor cold flow properties, making such products difficult to use where cold flow properties are vital, e.g. diesel fuels, lube oil bases and jet fuel. It is known in the art that cold flow properties of a middle distillate, such as jet fuel, can be improved by increasing the branching of the paraffins of distillates within the proper boiling range, as well as by hydrocracking and
20 hydroisomerising heavier components. Hydrocracking, however, produces smaller amounts of gases and light products, which reduce the yield of valuable distillates. There remains an incentive for a process to maximize middle distillates obtained from FT waxes having good cold flow properties and a high Cetane number.

25 The middle distillate fuel described in this invention is produced from a highly paraffinic synthetic crude (syncrude) obtained from synthesis gas (syngas) through a reaction like the FT reaction. The FT primary products cover a broad range of hydrocarbons from methane to species with molecular masses above 1400; including mainly paraffinic hydrocarbons and much smaller quantities of other species such as olefins, and oxygenates.

30 The prior art teaches in US 5,378,348 that by hydrotreating and isomerizing the products from a Fisher-Tropsch reactor one can obtain a jet fuel with freezing point of -34°C or lower due to the iso-paraffinic nature of this fuel. This increased product branching relative to the waxy paraffin feed corresponds with a Cetane rating (combustion) value less than that for normal (linear) paraffins,
35 depicting that an increase in branching reduces the Cetane value of paraffinic hydrocarbon fuels.

Surprisingly, it has now been found by the applicant, that a hydroprocessed middle distillate, such as diesel, may be produced having a high Cetane number as well as good cold flow properties. The middle distillates of the present invention could be used on their own or in blends to improve the quality of other diesel fuels not meeting the current and/or proposed, more stringent fuel quality specifications.

Summary of the invention

Thus, according to a first aspect of the invention, there is provided a process for the production of a middle distillate or distillate blend, such as diesel, having a high Cetane number as well as good cold flow properties.

The synthetic middle distillate cut may comprise more than 50% isoparaffins, wherein the isoparaffins are predominantly methyl and/or ethyl and/or propyl branched.

The gradient of an isoparaffins to n-paraffins mass ratio profile of the synthetic middle distillate cut may increase from about 1:1 for C₈ to 8.54:1 for C₁₅ and decrease again to about 3:1 for C₁₈.

Typically, a fraction of the synthetic middle distillate cut in the C₁₀ to C₁₈ carbon number range has a higher ratio of isoparaffins to n-paraffins than a C₈ to C₉ fraction of the synthetic middle distillate cut.

The isoparaffins to n-paraffins mass ratio of the C₁₀ to C₁₈ fraction may be between 1:1 and 9:1.

The isoparaffins to n-paraffins mass ratio may be 8.54:1 for a C₁₅ fraction of the synthetic middle distillate cut.

A C₁₉ to C₂₄ fraction of the middle distillate cut may have a narrow mass ratio range of isoparaffins to n-paraffins of between 3.3:1 and 5:1, generally between 4:1 and 4.9:1.

The mass ratio of isoparaffins to n-paraffins may be adjusted by controlling the blend ratio of hydrocracked to straight run components of the synthetic middle distillate cut. Thus, the isoparaffins to n-paraffins mass ratio of the C₁₀ to C₁₈ fraction having 30% straight run component may be between 1:1 and 2.5:1.

The isoparaffins to n-paraffins mass ratio of the C₁₀ to C₁₈ fraction having 20% straight run component may be between 1.5:1 and 3.5:1.

The isoparaffins to n-paraffins mass ratio of the C₁₀ to C₁₈ fraction having 10% straight run component may be between 2.3:1 and 4.3:1.

- 5 The isoparaffins to n-paraffins mass ratio of the C₁₀ to C₁₈ fraction having substantially only a hydrocracked component may be between 4:1 and 9:1.

At least some of the isoparaffins may be methyl branched. At least some of the isoparaffins may be di-methyl branched. At least 30% (mass) of the isoparaffins are typically mono-methyl branched.

- 10 Some of the isoparaffins may however be ethyl branched.

Table A: Comparison of the Branching Characteristics of Blends of SR ,HX and SPD Diesels

	SR Diesel			HX Diesel			SPD-Diesel		
	n-Paraff	I-Paraff	Total	n-Paraff	I-Paraff	Total	n-Paraff	I-Paraff	Total
C8	1.07		1.07	0.38		0.38	0.58		0.58
C9	22.64	1.57	24.21	1.86	5.37	7.23	6.01	3.60	9.61
C10	14.73	1.74	16.47	1.90	8.43	10.33	6.48	6.12	12.60
C11	5.43	0.32	5.75	1.60	8.75	10.35	6.13	6.31	12.44
C12	11.79	0.67	12.46	1.41	8.88	10.29	6.57	5.94	12.51
C13	11.16	0.65	11.81	1.32	8.46	9.78	6.31	6.03	12.34
C14	11.66	0.70	12.36	1.27	8.95	10.22	6.41	5.82	12.23
C15	9.19	0.46	9.65	1.03	8.80	9.83	4.98	4.97	9.95
C16	4.94	0.31	5.25	0.96	6.38	7.34	2.58	3.53	6.11
C17	0.88		0.88	0.88	3.92	4.80	0.76	2.33	3.09
C18	0.08		0.08	0.90	2.73	3.63	0.66	1.93	2.59
C19				0.60	2.69	3.29	0.38	1.47	1.85
C20				0.54	2.38	2.92	0.32	0.78	1.10
C21				0.56	2.73	3.29	0.29	0.72	1.01
C22				0.60	2.12	2.72	0.29	0.53	0.82
C23				0.41	1.93	2.34	0.25	0.40	0.65
C24				0.23	0.92	1.15	0.16	0.38	0.54
C25					0.14	0.14			
Total	93.57	6.42	99.99	16.45	83.58	100.03	49.16	50.86	100.02

In the table: SPD – Sasol Slurry Phase Distillate

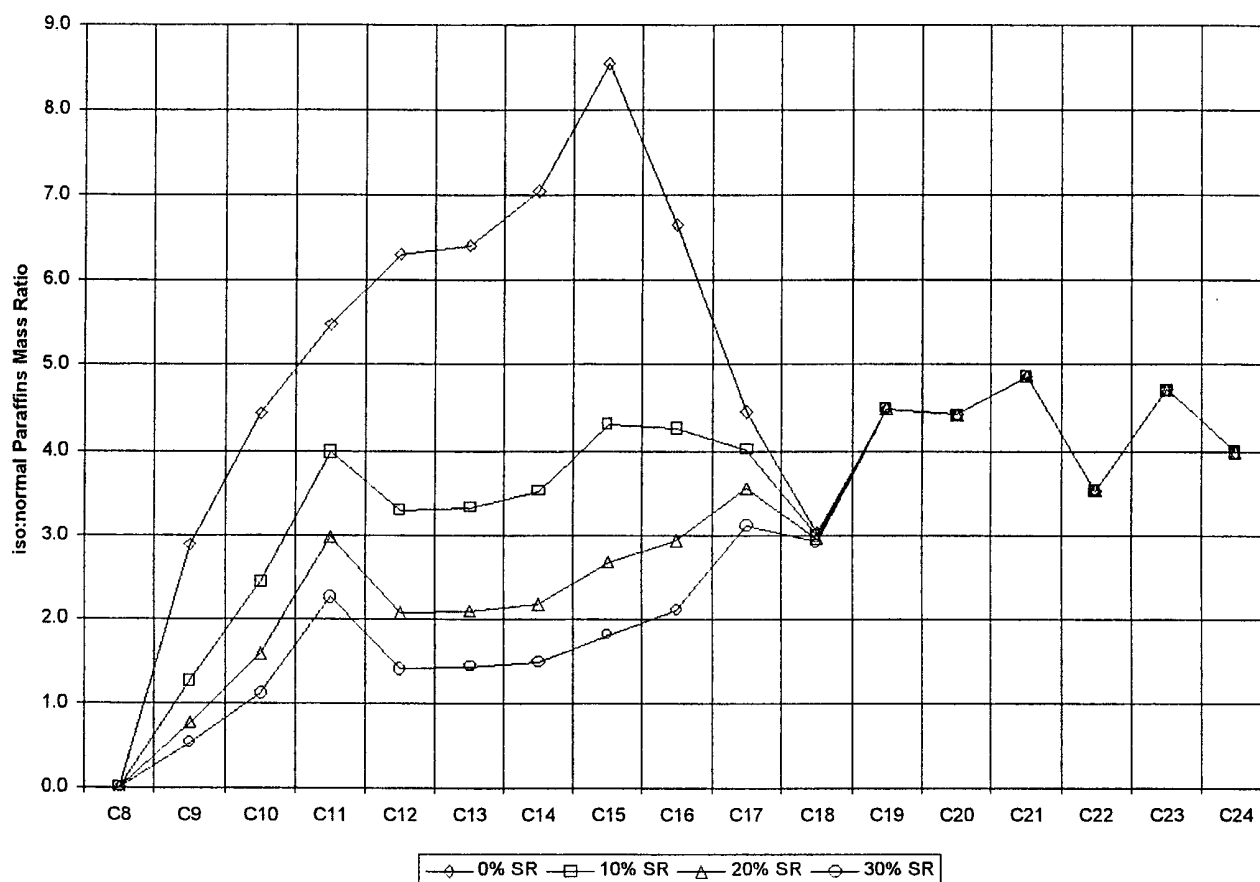
SR – Straight Run

HX – Hydrocracked

Table B: Branching Characteristics of Blends of SR & HX Diesels

SR Diesel (mass)	iso:normal Paraffins Ratio (mass)			
	0%	10%	20%	30%
C8	0.0	0.0	0.0	0.0
C9	2.9	1.3	0.8	0.5
C10	4.4	2.4	1.6	1.1
C11	5.5	4.0	3.0	2.3
C12	6.3	3.3	2.1	1.4
C13	6.4	3.3	2.1	1.4
C14	7.0	3.5	2.2	1.5
C15	8.5	4.3	2.7	1.8
C16	6.6	4.3	2.9	2.1
C17	4.5	4.0	3.6	3.1
C18	3.0	3.0	3.0	2.9
C19	4.5	4.5	4.5	4.5
C20	4.4	4.4	4.4	4.4
C21	4.9	4.9	4.9	4.9
C22	3.5	3.5	3.5	3.5
C23	4.7	4.7	4.7	4.7
C24	4.0	4.0	4.0	4.0
C25				

Branching Characteristics of FT Diesel



According to a further aspect of the invention, there is provided a synthetic middle distillate cut having a Cetane number above 70 and a CFPP, in accordance with IP 309, of below -20°C , said distillate having an isoparaaffinic content substantially as described above.

5

In one embodiment, the synthetic middle distillate cut is a FT product.

The invention extends to a diesel fuel composition including from 10% to 100% of a middle distillate cut as described above.

10

Typically, the diesel fuel composition may include from 0 to 90% of one or more other diesel fuel.

The diesel fuel composition may include at least 20% of the middle distillate cut, the composition having a Cetane number greater than 47 and a CFPP, in accordance with IP 309, below -22°C .

15 The diesel fuel composition may include at least 30% of the middle distillate cut, the composition having a Cetane number greater than 50 and a CFPP, in accordance with IP 309, below -22°C .

The diesel fuel composition may include at least 50% of the middle distillate cut, the composition having a Cetane number greater than 52 and a CFPP, in accordance with IP 309, below -25°C .

- 5 The diesel fuel composition may include at least 70% of the middle distillate cut, the composition having a Cetane number greater than 60 and a cold flow plug point, in accordance with IP 309, below -30°C .

The diesel fuel composition may further include from 0 to 10% additives.

10

The additives may include a lubricity improver.

The lubricity improver may comprise from 0 to 0.5% of the composition, typically from 0.00001% to 0.05% of the composition. In some embodiments, the lubricity improver comprises from 0.008% to
15 0.02% of the composition.

The diesel fuel composition may include, as the other diesel, a crude oil derived diesel, such as US 2-D grade (low sulphur No. 2-D grade for diesel fuel oil as specified in ASTM D 975-94) and/or CARB (California Air Resources Board 1993 specification) diesel fuel.

20

According to yet another aspect of the invention, there is provided a process for producing a synthetic middle distillate having a Cetane number higher than 70, the process including:

- (a) separating the products obtained from synthesis gas via the FT synthesis reaction into one or more heavier fraction and one or more lighter fraction;
- 25 (b) catalytically processing the heavier fraction under conditions which yield mainly middle distillates;
- (c) separating the middle distillate product of step (b) from a light product fraction and a heavier product fraction which are also produced in step (b); and
- (d) blending the middle distillate fraction obtained in step (c) with at least a portion of the one or
30 more lighter fraction of step (a), or products thereof.

The catalytic processing of step (b) may be a hydroprocessing step, for example, hydrocracking.

- The process for producing a synthetic middle distillate may include one or more additional step of
35 fractionating at least some of the one or more lighter fraction of step (a), or products thereof, prior to step (d).

The process for producing a synthetic middle distillate may include the additional step of hydrotreating at least some of the one or more light fraction of step (a), or products thereof, prior to step (d).

5 The one or more heavier fraction of step (a) may have a boiling point above about 270°C, however, it may be above 300°C.

The one or more lighter fraction may have a boiling point in the range C₅ to the boiling point of the heavier fraction, typically in the range 160°C to 270°C.

10 The product of step (d) may boil in the range 100°C to 400°C. The product of step (d) may boil in the range 160°C to 370°C.

The product of step (d) may be a diesel fuel.

15 The product of step (d) may have a CFPP below -20°C, typically below -30°C, and even below -35°C.

The product of step (d) may be obtained by mixing the middle distillate fraction obtained in step (c) with at least a portion of the one or more lighter fraction of step (a), or products thereof, in a volume ratio of between 1:1 and 9:1, typically 2:1 and 6:1, and in one embodiment, in a volume ratio of 84:16.

The invention extends further to a process for the production of middle distillate fuels from FT primary products, comprising predominantly long chain linear paraffins.

25 In this process, the waxy product from the FT process is separated into at least two fractions, a heavier and at least one lighter fraction. The lighter fraction may be subjected to mild catalytic hydrogenation to remove hetero-atomic compounds such as oxygen and to saturate olefins, thereby producing material useful as naphtha, solvents, diesel and/or blending components therefor. The heavier fraction
30 may be catalytically hydroprocessed without prior hydrotreating to produce products with good cold flow characteristics. This hydroprocessed heavier fraction could be blended with all or part of the hydrogenated and/or unhydrogenated light fraction to obtain, after fractionation, naphtha and a diesel fuel characterised by a high Cetane number.

The catalysts suitable for the hydroprocessing steps are commercially available and can be selected towards an improved quality of the desired final product.

Detailed Description

5

This invention describes the conversion of primary FT products into naphtha and middle distillates, for example, diesel having a high Cetane number in excess of 70, while also having good cold flow properties, as described above.

10 The FT process is used industrially to convert synthesis gas, derived from coal, natural gas, biomass or heavy oil streams, into hydrocarbons ranging from methane to species with molecular masses above 1400.

15 While the main products are linear paraffinic materials, other species such as branched paraffins, olefins and oxygenated components form part of the product slate. The exact product slate depends on reactor configuration, operating conditions and the catalyst that is employed, as is evident from e.g. Catal.Rev.-Sci. Eng., 23(1&2), 265-278 (1981).

20 Preferred reactors for the production of heavier hydrocarbons are slurry bed or tubular fixed bed reactors, while operating conditions are preferably in the range of 160°C – 280°C, in some cases 210-260°C, and 18 – 50 Bar, in some cases 20-30 bar.

25 Preferred active metals in the catalyst comprise iron, ruthenium or cobalt. While each catalyst will give its own unique product slate, in all cases the product slate contains some waxy, highly paraffinic material which needs to be further upgraded into usable products. The FT products can be converted into a range of final products, such as middle distillates, gasoline, solvents, lube oil bases, etc. Such conversion, which usually consists of a range of processes such as hydrocracking, hydrotreatment and distillation, can be termed a FT work-up process.

30 The FT work-up process of this invention uses a feed stream consisting of C₅ and higher hydrocarbons derived from a FT process. This feed is separated into at least two individual fractions, a heavier and at least one lighter fraction. The cut point between the two fractions is preferably less than 300°C and typically around 270°C.

35 The table below gives a typical composition of the two fractions, with a ±10% accuracy:

Table 1: Typical Fischer-Tropsch product after separation into two fractions (vol% distilled)

	Condensate (< 270°C fraction)	Wax (> 270°C fraction)
C ₅ -160°C	45	
160-270°C	51	3
270-370°C	4	35
370-500°C		42
> 500°C		20

5

The >270°C fraction, also referred to as wax, contains a considerable amount of hydrocarbon material, which boils higher than the normal diesel range. If we consider a typical diesel boiling range of 160-370°C, it means that all material heavier than 370°C needs to be converted into lighter materials by means of a catalytic process often referred to as hydroprocessing, for example, hydrocracking.

- 10 Catalysts for this step are of the bifunctional type; i.e. they contain sites active for cracking and for hydrogenation. Catalytic metals active for hydrogenation include group VIII noble metals, such as platinum or palladium, or a sulphided Group VIII base metals, e.g. nickel, cobalt, which may or may not include a sulphided Group VI metal, e.g. molybdenum. The support for the metals can be any refractory oxide, such as silica, alumina, titania, zirconia, vanadia and other Group III, IV, VA and VI
- 15 oxides, alone or in combination with other refractory oxides. Alternatively, the support can partly or totally consist of zeolite. However, for this invention the preferred support is amorphous silica-alumina.

- Process conditions for hydrocracking can be varied over a wide range and are usually laboriously
- 20 chosen after extensive experimentation to optimize the yield of middle distillates. In this regard, it is important to note that, as in many chemical reactions, there is a trade-off between conversion and selectivity. A very high conversion will result in a high yield of gases and low yield of distillate fuels. It is therefore important to painstakingly tune the process conditions in order to limit the conversion of >370°C hydrocarbons. Table 2 gives a list of the preferred conditions.

Table 2: Process conditions for hydrocracking

CONDITION	BROAD RANGE	PREFERRED RANGE
Temperature, °C	150-450	340-400
Pressure, barg	10-200	30-80
Hydrogen Flow Rate, m ³ _n /m ³ feed	100-2000	800-1600
Conversion of >370°C material, mass %	30-80	50-70

- 5 Nevertheless, it is possible to convert all the >370°C material in the feedstock by recycling the part that is not converted during the hydrocracking process.

As is evident from table 1, most of the fraction boiling below 270°C is already in the typical boiling range for diesel, i.e. 160-370°C. This fraction may or may not be subjected to hydrotreating. By
 10 hydrotreating, hetero-atoms are removed and unsaturated compounds are hydrogenated. Hydrotreating is a well-known industrial process, catalyzed by any catalyst having a hydrogenation function, e.g. Group VIII noble metal or sulphided base metal or Group VI metals, or combinations thereof. Preferred supports are alumina and silica.

- 15 Table 3 gives typical operating conditions for the hydrotreating process.

Table 3: Operating conditions for the hydrotreating process.

CONDITION	BROAD RANGE	PREFERRED RANGE
Temperature, °C	150-450	200-400
Pressure, bar(g)	10-200	30-80
Hydrogen Flow Rate, m ³ _n /m ³ feed	100-2000	400-1600

20

While the hydrotreated fraction may be fractionated into paraffinic materials useful as solvents, the applicant has now surprisingly found that the hydrotreated fraction may be directly blended with the

products obtained from hydrocracking the wax. Although it is possible to hydroisomerise the material contained in the condensate stream, the applicant has found that this leads to a small, but significant loss of material in the diesel boiling range to lighter material. Furthermore, isomerisation leads to the formation of branched isomers, which leads to Cetane ratings less than that of the corresponding normal paraffins.

The combination of highly linear paraffins derived from the <270°C fraction and mainly branched paraffins derived from the >270°C fraction results in a superb diesel.

Important parameters for a FT work-up process are maximization of product yield, product quality and cost. While the proposed process scheme is simple and therefore cost-effective, it produces High Performance Diesel, having a Cetane number >70, and naphtha in good yield. In fact, the process of this invention is able to produce a diesel of hitherto unmatched quality, which is characterized by a unique combination of both high Cetane number and excellent cold flow properties. This is believed to be related to a low degree of isomerisation in the 160-270°C fraction of the diesel and contrary to this, a high degree of isomerisation in the 270-370°C fraction of the diesel.

The total amount of isomers in the light boiling range of the diesel (160-270°C fraction) and the heavier range of the diesel (270°C-370°C) are shown in the following table 4.

Table 4: Isoparaffins: n-Paraffins of Middle Distillate Fractions

Boiling Range	Corresponding Carbon Range	Average Iso:Normal Paraffins Ratio	
		Range	Typical value
160-270°C	C ₁₀ -C ₁₇	0.5 - 4.0	2.2
270-370°C	C ₁₇ -C ₂₃	4.0 - 14.0	10.5

The relatively high percentage of normal paraffins in the light boiling range contributes to the high Cetane number of the diesel fuel, without affecting the cold flow properties. On the other hand, in the heavier range of the diesel, branching is of utmost importance because the linear hydrocarbons in this range provide very poor cold flow properties and in some cases, may even crystallize. Therefore, the amount of iso-paraffins in this range is maximised during hydroprocessing under the process conditions described herein.

It is this unique composition of the synthetic fuel, which is directly caused by the way in which the FT work-up process of this invention is operated, that leads to the unique characteristics of said fuel.

The applicant has also found, that from the perspective of fuel quality, it is not necessary to hydrotreat the <270°C fraction, adding said fraction directly to the products from hydrocracking the wax. While

this results in the inclusion of oxygenates and unsaturates in the final diesel, fuel specifications usually allow for this. Circumventing the need for hydrotreatment of the condensate results in considerable savings of capital and operating costs.

- 5 The described FT work-up process of Figure 1 may be combined in a number of configurations. The applicant considers these an exercise in what is known in the art as Process Synthesis Optimisation.

However, the specific process conditions for the Work-up of FT primary products, the possible process configurations of which are outlined in Table 5, were obtained after extensive and laborious
10 experimentation and design.

Table 5 - Possible Fischer-Tropsch Product Work-up Process Configurations

Process Step		Process Configuration					
		A	B	C	D	E	F
2	Light FT Product Fractionator			X			X
3	Light FT Product Hydrotreater	X	X			X	X
4	Hydrotreater Products Fractionator		X			X	X
5	Waxy FT Product Hydrocracker	X	X	X	X	X	X
6	Hydrocracked Products Fractionator	X	X	X	X	X	X

- 15 Numbers reference numerals of Figure 1
 FT Fischer-Tropsch

The basic process is outlined in the attached Figure 1. The synthesis gas (syngas), a mixture of Hydrogen and Carbon monoxide, enters the FT reactor 1 where the synthesis gas is converted to
20 hydrocarbons by the FT reaction.

A lighter FT fraction is recovered in line 7, and may or may not pass through fractionator 2 and hydrotreater 3. The product 9 from the hydrotreater may be separated in fractionator 4 or, alternatively, mixed with hydrocracker products 16 sent to a common fractionator 6.

25 A waxy FT fraction is recovered in line 13 and sent to hydrocracker 5. If fractionation 2 is considered the bottoms cut 12 are sent to hydrocracker 5. The products 16, on their own or mixed with the lighter fraction 9a, are separated in fractionator 6.

Depending on the process scheme, a light product fraction, naphtha 19, is obtained from fractionator 6 or by blending equivalent fractions 10 and 17. This is a C₅-160°C fraction useful as naphtha.

5 A somewhat heavier cut, synthetic diesel 20, is obtainable in a similar way from fractionator 6 or by blending equivalent fractions 11 and 18. This cut is recovered as a 160-370°C fraction useful as diesel.

The heavy unconverted material 21 from fractionator 6 is recycled to extinction to hydrocracker 5. Alternatively, the residue may be used for production of synthetic lube oil bases. A small amount of C₁-C₄ gases are also separated in fractionator 6.

10

The following examples will serve to illustrate further this invention.

Examples

15 EXAMPLE 1

A commercially available hydrocracking catalyst was used for hydrocracking of a non-hydrotreated FT hydrocarbon fraction with an initial boiling point of about 280°C. The active metals on the catalyst comprised cobalt and molybdenum, while the support was amorphous silica-alumina. Operating
20 conditions were temperatures between 375 and 385°C, pressure of 70 bar and hydrogen flow rate of 1500 m³_n/m³ feed. The experiment was carried out in a pilot plant reactor. The conversion of >370°C material to lighter material ranged between 65 and 80%. Diesel component A is obtained after fractionation of the reactor products. The properties of this diesel component are given in table 1.

25 EXAMPLE 2

A non-hydrotreated FT hydrocarbon fraction with a final boiling point of ca 285°C and alcohol content of ca. 4.3 mass%, expressed as n-hexanol, was rigorously hydrotreated using a commercially available catalyst. The active metals on the catalyst comprised molybdenum and cobalt, while the support was
30 alumina. The process conditions were temperatures around 250°C, pressure of 68 bar and hydrogen flow rate of 1070 m³_n/m³ feed. The test was carried in a commercial scale fixed bed reactor. Diesel components B and C were obtained after fractionation of respectively the reactor feed and reactor product. The properties of these diesel components are given in table 6.

Table 6: Diesel Blending Components

	<i>Component A</i>	<i>Component B</i>	<i>Component C</i>
ASTM D86 distillation			
IBP, °C	185	161	186
10%, °C	211	188	198
50%, °C	269	224	223
90%, °C	338	263	259
FBP, °C	361	285	279
Density, kg/dm ³ @20°C	0.7766	0.7641	0.7515
Viscosity, cSt @ 40°C	2.66	1.81	1.54
Flash Point, °C	76	61	72
Cold Filter Plugging Point, °C	-32	-18	-17
Cetane Number	69	71	>74

5 EXAMPLE 3

The diesel fraction obtained from hydrocracking a heavy FT material (component A) was blended with a hydrogenated lighter FT material (component B) in a volume ratio of 84:16. The properties of the final blend, called Blend I, are given in table 7.

10

Those skilled in the art will realize that Blend I may be used on its own, but also as a blending feedstock. The combination of a high Cetane numbers, above 70, and excellent cold flow properties, with CFPP substantially better than -20°C, make Blend I an ideal blending feedstock to upgrade crude oil derived diesels.

15

EXAMPLE 4

The diesel fraction obtained from hydrocracking a heavy FT material (component A) was directly blended with a lighter non-hydrogenated FT material (component C) in a volume ratio of 84:16. The properties of the final blend, called Blend II, are given in table 7.

20

Similar to example 3, Blend II may be used on its own, but also as a blending feedstock. In addition to a high Cetane numbers, above 70, and excellent cold flow properties, with CFPP substantially better than -20°C , Blend II contains alcohols and smaller quantities of other oxygenates, the level of which depend on the blending ratio used to prepare the blend.

Table 7: Diesel Blends

	<i>Blend I</i>	<i>Blend II</i>
ASTM D86 distillation		
IBP, $^{\circ}\text{C}$	189	185
10%, $^{\circ}\text{C}$	209	208
50%, $^{\circ}\text{C}$	256	257
90%, $^{\circ}\text{C}$	331	332
FBP, $^{\circ}\text{C}$	356	358
Density, kg/dm^3 @ 15°C	0.7769	0.7779
Viscosity, cSt @ 40°C	2.43	2.42
Flash Point, $^{\circ}\text{C}$	73	67
Cold Filter Plugging Point, $^{\circ}\text{C}$	-37	-34
Cetane Number	>73.7	73.3

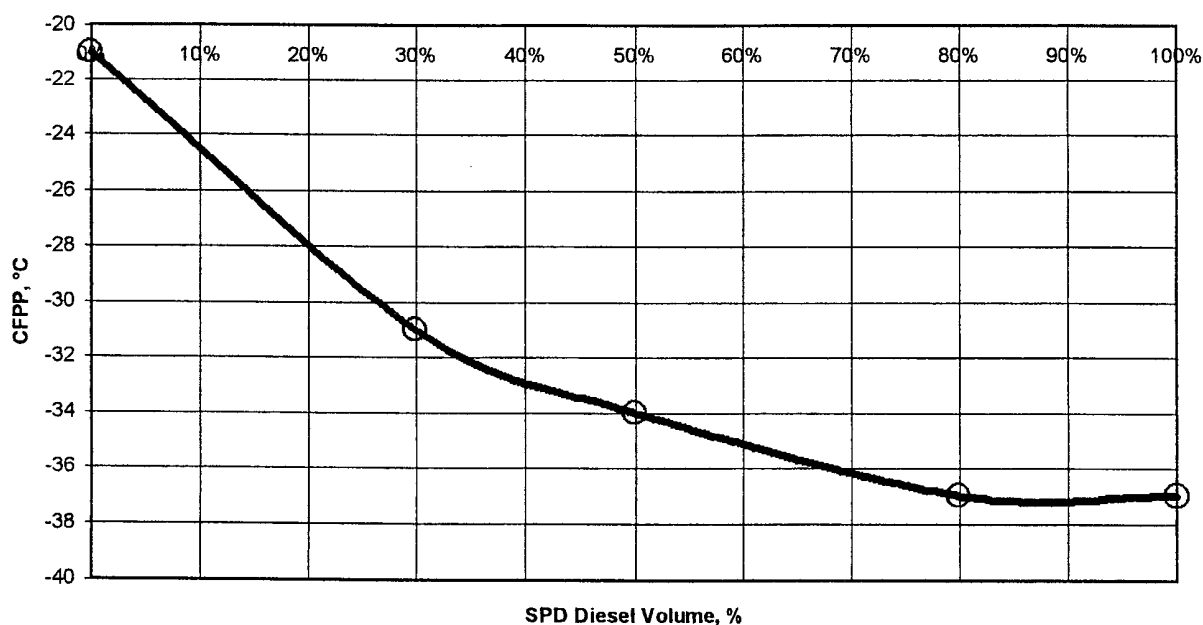
EXAMPLE 5

The diesel Blend I of Example 3 was blended with US 2-D grade diesel having desired Cetane number and CFPP properties, as shown in Table 8 and charts 1 and 2 below, were obtained.

Table: 8 Performance properties of Sasol SPD diesel, 2D diesel and blends

PROPERTY	TEST METHOD	SASOL SPD DIESEL	80:20 SPD:2D	50:50 SPD:2D	30:70 SPD:2D	US 2-D GRADE DIESEL
Cetane number	ASTM D 270	> 73.7	62.2	55.2	50.9	47 (min)
CFPP (°C)	IP 309	-37	-37	-34	-31	-21
Thermal Stability (% reflectance)	Octel F21-61 test (180 minutes, 150°C)	99.1	90	81.2	70.4	66.5
Lubricity: SL BOCLE (g) HFRR (WSD in um)	ASTM D 6078/ CEC F-06-A-96	2700 / 567	2700 / 491	3050 / 473	3650 / 491	3950 / 485

Cold flow properties of SPD diesel, 2D diesel and blends



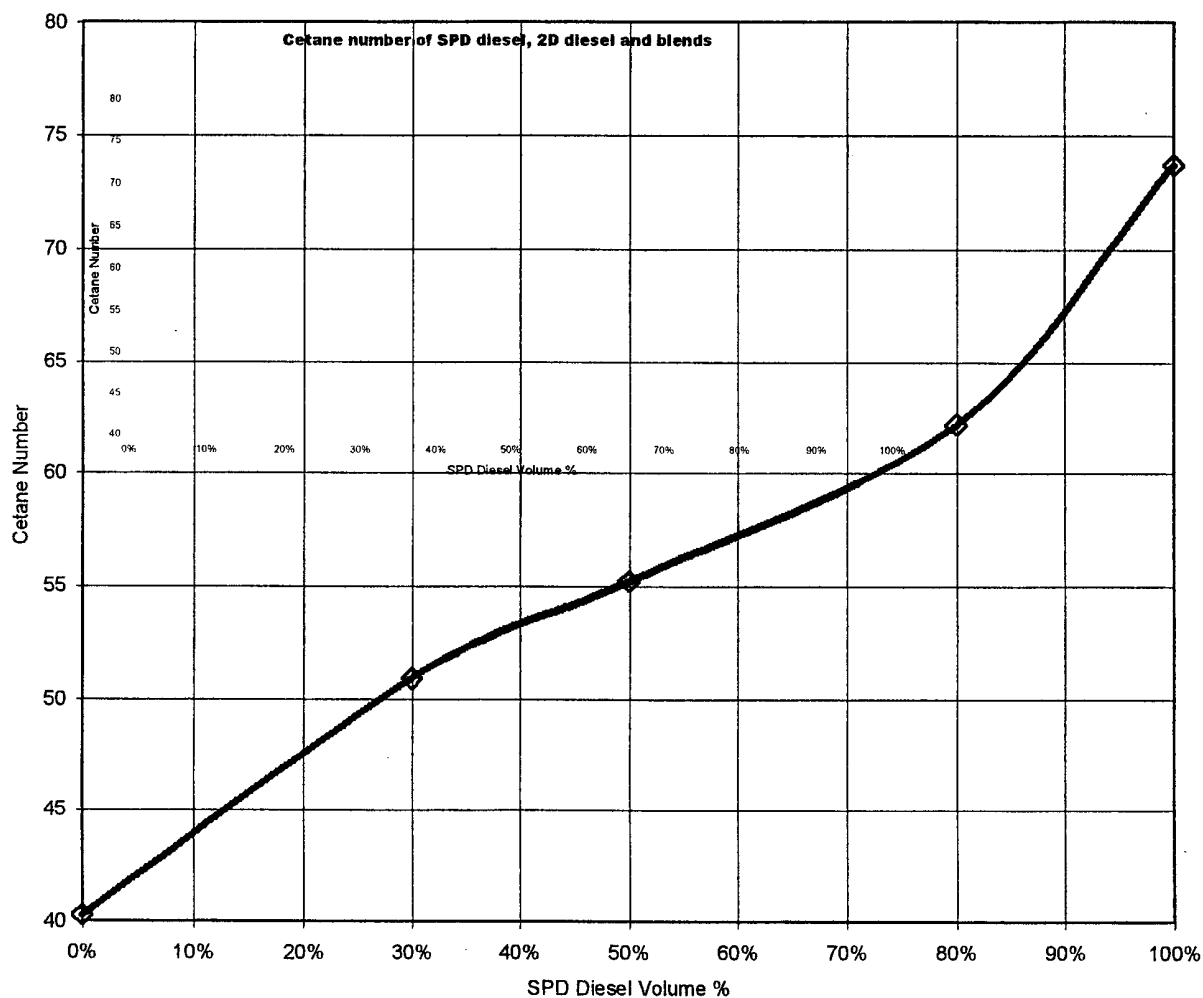
Cetane number of SPD diesel, 2D diesel and blends

Chart 2: Cetane Number of Applicants Diesel and Blends Thereof.

Claims:

1. A synthetic middle distillate cut comprising more than 50% isoparaffins, wherein the isoparaffins are predominantly methyl and/or ethyl and/or propyl branched.
- 5 2. A synthetic middle distillate cut as claimed in claim 1, wherein the gradient of an isoparaffins to n-paraffins mass ratio profile of the synthetic middle distillate cut increases from about 1:1 for C₈ to 8.54:1 for C₁₅ and decrease again to about 3:1 for C₁₈.
3. A synthetic middle distillate cut as claimed in claim 1 or claim 2, wherein a fraction of the synthetic middle distillate cut in the C₁₀ to C₁₈ carbon number range has a higher ratio of isoparaffins to n-paraffins than a C₈ to C₉ fraction of the synthetic middle distillate cut.
- 10 4. A synthetic middle distillate cut as claimed in any one of claims 2 to 3, wherein the isoparaffins to n-paraffins mass ratio of the C₁₀ to C₁₈ fraction is between 1:1 and 9:1.
5. A synthetic middle distillate cut as claimed in any one of claims 2 to 4, wherein the isoparaffins to n-paraffins mass ratio is about 8.54:1 for a C₁₅ fraction of the synthetic middle distillate cut.
- 15 6. A synthetic middle distillate cut as claimed in any one of claims 2 to 5, wherein a C₁₉ to C₂₄ fraction of the middle distillate cut has a narrow mass ratio range of isoparaffins to n-paraffins of between 3.3:1 and 5:1.
7. A synthetic middle distillate cut as claimed in any one of claims 2 to 5, wherein a C₁₉ to C₂₄ fraction of the middle distillate cut has a narrow mass ratio range of isoparaffins to n-paraffins of between 4:1 and 4.9:1.
- 20 8. A synthetic middle distillate cut as claimed in any one of the preceding claims, wherein the mass ratio of isoparaffins to n-paraffins is adjustable by controlling the blend ratio of hydrocracked to straight run components of the synthetic middle distillate cut.
- 25 9. A synthetic middle distillate cut as claimed in claim 8, wherein the isoparaffins to n-paraffins mass ratio of the C₁₀ to C₁₈ fraction having 30% straight run component is between 1:1 and 2.5:1.
10. A synthetic middle distillate cut as claimed in claim 8, wherein the isoparaffins to n-paraffins mass ratio of the C₁₀ to C₁₈ fraction having 20% straight run component is between 1.5:1 and 3:5:1.
- 30 11. A synthetic middle distillate cut as claimed in claim 8, wherein the isoparaffins to n-paraffins mass ratio of the C₁₀ to C₁₈ fraction having 10% straight run component is between 2.3:1 and 4.3:1.
12. A synthetic middle distillate cut as claimed in claim 8, wherein the isoparaffins to n-paraffins mass ratio of the C₁₀ to C₁₈ fraction having substantially only a hydrocracked component is between 4:1 and 9:1.
- 35

13. A middle distillate cut as claimed in any one of the preceding claims, wherein at least some of the isoparaffins are methyl branched.
14. A middle distillate cut as claimed in any one of the preceding claims, wherein at least some of the isoparaffins are di-methyl branched.
- 5 15. A middle distillate cut as claimed in any one of the preceding claims, wherein at least 30% (mass) of the isoparaffins are mono-methyl branched.
16. A middle distillate cut as claimed in any one of claims 1 to 15, wherein at least some of the isoparaffins are ethyl branched.
17. A middle distillate cut as claimed in any one of the preceding claims, wherein the ratio of
10 isoparaffins to n-paraffins mass ratio of between about 1:1 to about 12:1.
18. A synthetic middle distillate cut as claimed in claim 17, wherein the isoparaffins to n-paraffins mass ratio is between about 2:1 to about 6:1.
19. A synthetic middle distillate cut as claimed in claim 18, wherein the isoparaffins to n-paraffins mass ratio is 4:1.
- 15 20. A synthetic middle distillate cut as claimed in any one of the preceding claims, having a light fraction in the boiling range 160°C to 270°C wherein the isoparaffins to n-paraffins mass ratio is between 1:2 and 4:1.
21. A synthetic middle distillate cut as claimed in claim 20, having a light fraction in the boiling range 160°C to 270°C wherein the isoparaffins to n-paraffins mass ratio is 2.2:1.
- 20 22. A synthetic middle distillate cut as claimed in any one of the preceding claims, having a heavy fraction in the boiling range 270°C to 370°C wherein the isoparaffins to n-paraffins mass ratio is between 4:1 and 14:1.
23. A synthetic middle distillate cut as claimed in claim 22, having a heavy fraction in the boiling range 270°C to 370°C wherein the isoparaffins to n-paraffins mass ratio is 21:2.
- 25 24. A synthetic middle distillate cut having a Cetane number above 70 and a CFPP, in accordance with IP 309, of below -20°C, said distillate having an isoparaﬃnic content substantially as claimed in any one of claims 1 to 23.
25. A synthetic middle distillate cut as claimed in any one of claims 1 to 24, wherein the synthetic distillate is derived from one or more FT primary product.
- 30 26. A diesel fuel composition including from 10% to 100% of a middle distillate cut as claimed in any one of the preceding claims.
27. A diesel fuel composition as claimed in claim 26, including from 0 to 90% of one or more other diesel fuel.
28. A diesel fuel composition as claimed in claim 26, including from 20 to 80% of one or more
35 other diesel fuel.

29. A diesel fuel composition as claimed in any one of claims 26 to 28, including at least 20% of the middle distillate cut, the composition having a Cetane number greater than 47 and a CFPP, in accordance with IP 309, below -22°C .
- 5 30. A diesel fuel composition as claimed in claim 26, including at least 30% of the middle distillate cut, the composition having a Cetane number greater than 50 and a CFPP, in accordance with IP 309, below -22°C .
31. A diesel fuel composition as claimed in claim 26, including at least 50% of the middle distillate cut, the composition having a Cetane number greater than 52 and a CFPP, in accordance with IP 309, below -25°C .
- 10 32. A diesel fuel composition as claimed in claim 26, including at least 70% of the middle distillate cut, the composition having a Cetane number greater than 60 and a CFPP, in accordance with IP 309, below -30°C .
33. A diesel fuel composition as claimed in any one of claims 26 to claim 32, including from 0 to 10% additives.
- 15 34. A diesel fuel composition as claimed in claim 33, wherein the additives include a lubricity improver.
35. A diesel fuel composition as claimed in claim 34, wherein the lubricity improver comprises from 0 to 0.5% of the composition.
36. A diesel fuel composition as claimed in claim 35, wherein the lubricity improver comprises 20 from 0.00001% to 0.05% of the composition.
37. A diesel fuel composition as claimed in claim 36, wherein the lubricity improver comprises from 0.008% to 0.02% of the composition.
38. A diesel fuel composition as claimed in any one of claims 28 to 37, wherein one of the other diesel fuels is US 2-D grade diesel fuel.
- 25 39. A diesel fuel composition as claimed in any one of claims 28 to 37, wherein one of the other diesel fuels is CARB grade diesel fuel.
40. A process for producing a synthetic middle distillate having a Cetane number higher than 70, the process including:
- 30 (a) separating the products obtained from synthesis gas via a FT synthesis reaction into one or more heavier fraction and one or more lighter fraction;
- (b) catalytically processing the heavier fraction under conditions which yield mainly middle distillates;
- (c) separating the middle distillate product of step (b) from a light product fraction and a heavier product fraction which are also produced in step (b); and
- 35 (d) blending the middle distillate fraction obtained in step (c) with at least a portion of the one or more lighter fraction of step (a), or products thereof.

41. A process for producing a synthetic middle distillate as claimed in claim 40, wherein the catalytic processing of step (b) is a hydroprocessing step.
42. A process for producing a synthetic middle distillate as claimed in claim 40 or claim 41, including one or more additional step of fractionating at least some of the one or more lighter fraction of step (a), or products thereof, prior to step (d).
43. A process for producing a synthetic middle distillate as claimed in any one of claims 40 to 42, including the additional step of hydrotreating at least some of the one or more light fraction of step (a), or products thereof, prior to step (d).
44. A process for producing a synthetic middle distillate as claimed in any one of claims 30 to 43, wherein the one or more heavier fraction of step (a) boils above about 270°C.
45. A process for producing a synthetic middle distillate as claimed in 44, wherein the one or more heavier fraction of step (b) has a isoparaffins to n-paraffins mass ratio of between 4:1 and 14:1.
46. A process for producing a synthetic middle distillate as claimed in 45, wherein the one or more heavier fraction of step (b) has a isoparaffins to n-paraffins mass ratio of 21:2.
47. A process for producing a synthetic middle distillate as claimed in any one of claims 30 to 46, wherein the one or more heavier fraction of step (a) boils above about 300°C.
48. A process for producing a synthetic middle distillate as claimed in any one of claims 30 to 47, wherein the one or more lighter fraction boils in the range C₅ to the boiling point of the heavier fraction.
49. A process for producing a synthetic middle distillate as claimed in any one of claims 30 to 48, wherein the one or more lighter fraction boils in the range 160°C to 270°C.
50. A process for producing a synthetic middle distillate as claimed in any one of claims 48 or 49, wherein the one or more lighter fraction has an isoparaffins to n-paraffins mass ratio of between 1:2 and 4:1.
51. A process for producing a synthetic middle distillate as claimed in any one of claims 48 to 50, wherein the one or more lighter fraction has an isoparaffins to n-paraffins mass ratio of 2.2:1.
52. A process for producing a synthetic middle distillate as claimed in any one of claims 40 to 51, wherein the product of step (d) boils in the range 100°C to 400°C.
53. A process for producing a synthetic middle distillate as claimed in any one of claims 40 to 52, wherein the product of step (d) boils in the range 160°C to 370°C.
54. A process for producing a synthetic middle distillate as claimed in any one of claims 40 to 53, wherein the product of step (d) is a diesel fuel.
55. A process for producing a synthetic middle distillate as claimed in any one of claims 40 to 54, wherein the product of step (d) has a CFPP below -20°C.
56. A process for producing a synthetic middle distillate as claimed in claim 54, wherein the product of step (d) has a CFPP below -30°C.
57. A process for producing a synthetic middle distillate as claimed in claim 56, wherein the product of step (d) has a CFPP below -35°C.
58. A process for producing a synthetic middle distillate as claimed in any one of claims 40 to 57, wherein the product of step (d) is obtained by mixing the middle distillate fraction obtained in step (c) with at least a portion of the one or more lighter fraction of step (a), or products thereof, in a volume ratio selected to provide a diesel fuel having a required specification.

59. A process for producing a synthetic middle distillate as claimed in any one of claims 40 to 58, wherein the product of step (d) is obtained by mixing the middle distillate fraction obtained in step (c) with at least a portion of the one or more lighter fraction of step (a), or products thereof, in a volume ratio of between 1:1 and 9:1.
- 5 60. A process for producing a synthetic middle distillate as claimed in claim 59, wherein the product of step (d) is obtained by mixing the middle distillate fraction obtained in step (c) with at least a portion of the one or more lighter fraction of step (a), or products thereof, in a volume ratio of between 2:1 and 6:1.
61. A process for producing a synthetic middle distillate as claimed in any one of claims 58 to 60, wherein the product of step (d) is obtained by mixing the middle distillate fraction obtained in step (c) with at least a portion of the one or more lighter fraction of step (a), or products thereof, in a volume ratio of 84:16.
- 10 62. A synthetic middle distillate cut, substantially as herein described and illustrated.
63. A diesel fuel composition, substantially as herein described and illustrated.
64. A process for producing a synthetic middle distillate having a Cetane number higher than 70, substantially as herein described and illustrated.
- 15 65. A new synthetic middle distillate cut, a diesel fuel composition, or a new process for producing a synthetic middle distillate having a Cetane number higher than 70, substantially as herein described.

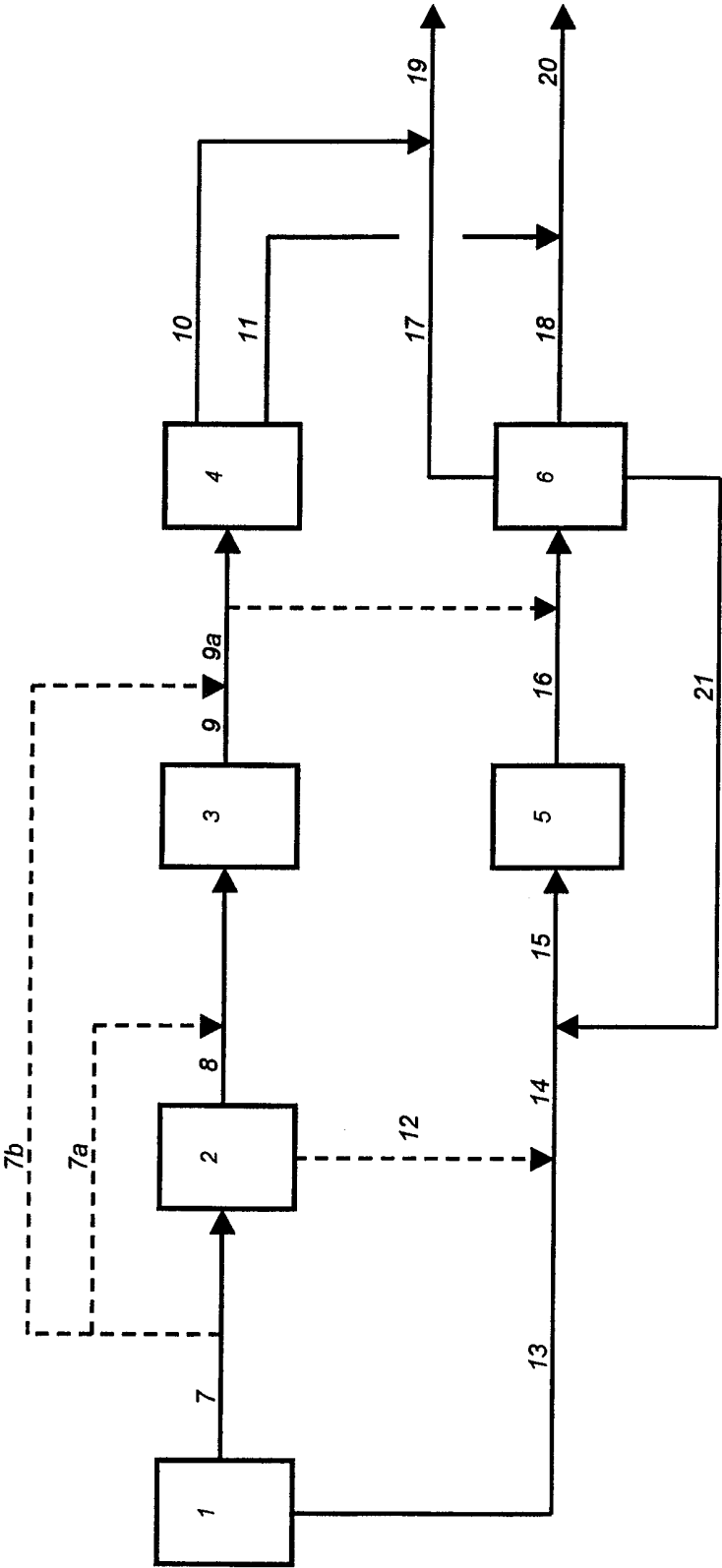


Figure 1

INTERNATIONAL SEARCH REPORT

International Application No

PCT/ZA 99/00096

A. CLASSIFICATION OF SUBJECT MATTER

IPC 7 C10L1/08

According to International Patent Classification (IPC) or to both national classification and IPC

B. FIELDS SEARCHED

Minimum documentation searched (classification system followed by classification symbols)

IPC 7 C10L

Documentation searched other than minimum documentation to the extent that such documents are included in the fields searched

Electronic data base consulted during the international search (name of data base and, where practical, search terms used)

C. DOCUMENTS CONSIDERED TO BE RELEVANT

Category *	Citation of document, with indication, where appropriate, of the relevant passages	Relevant to claim No.
X	<p>WO 97 14769 A (EXXON RESEARCH ENGINEERING CO) 24 April 1997 (1997-04-24)</p> <p>claims 1,4-6 page 5, paragraphs 3,4 page 6, paragraphs 4,5</p> <p style="text-align: center;">-/-</p>	<p>1,13,17, 18,20, 21, 25-27, 33,40, 41,44, 47-54, 58-60, 62-65</p>



Further documents are listed in the continuation of box C.



Patent family members are listed in annex.

* Special categories of cited documents:

"A" document defining the general state of the art which is not considered to be of particular relevance

"E" earlier document but published on or after the international filing date

"L" document which may throw doubts on priority claim(s) or which is cited to establish the publication date of another citation or other special reason (as specified)

"O" document referring to an oral disclosure, use, exhibition or other means

"P" document published prior to the international filing date but later than the priority date claimed

"T" later document published after the international filing date or priority date and not in conflict with the application but cited to understand the principle or theory underlying the invention

"X" document of particular relevance; the claimed invention cannot be considered novel or cannot be considered to involve an inventive step when the document is taken alone

"Y" document of particular relevance; the claimed invention cannot be considered to involve an inventive step when the document is combined with one or more other such documents, such combination being obvious to a person skilled in the art.

"&" document member of the same patent family

Date of the actual completion of the international search

19 January 2000

Date of mailing of the international search report

28/01/2000

Name and mailing address of the ISA

European Patent Office, P.B. 5818 Patentlaan 2
NL - 2280 HV Rijswijk
Tel. (+31-70) 340-2040, Tx. 31 851 epo nl,
Fax: (+31-70) 340-3018

Authorized officer

De Herdt, 0

INTERNATIONAL SEARCH REPORT

International application No

PCT/ZA 99/00096

C.(Continuation) DOCUMENTS CONSIDERED TO BE RELEVANT

Category *	Citation of document, with indication, where appropriate, of the relevant passages	Relevant to claim No.
X	<p>WO 98 34998 A (EXXON RESEARCH ENGINEERING CO) 13 August 1998 (1998-08-13)</p> <p>claims 1,2,4-6,9,11,12 page 2, paragraph 3 page 3, paragraphs 1,3 paragraph '0002! _____</p>	<p>1,13,15, 17,18, 20-22, 25-28, 33-37, 40,41, 44, 47-54, 58-60, 62-65</p>

INTERNATIONAL SEARCH REPORT

Information on patent family members

Information: application No

PCT/ZA 99/00096

Patent document cited in search report	Publication date	Patent family member(s)	Publication date
W0 9714769 A	24-04-1997	AU 4744999 A	04-11-1999
		AU 4745099 A	04-11-1999
		AU 711556 B	14-10-1999
		AU 7395196 A	07-05-1997
		BR 9611080 A	13-07-1999
		CA 2229433 A	24-04-1997
		CN 1197476 A	28-10-1998
		EP 0885275 A	23-12-1998
		NO 981712 A	16-04-1998
W0 9834998 A	13-08-1998	US 5814109 A	29-09-1998
		EP 0958334 A	24-11-1999
		NO 993739 A	07-10-1999
		ZA 9800621 A	22-07-1998